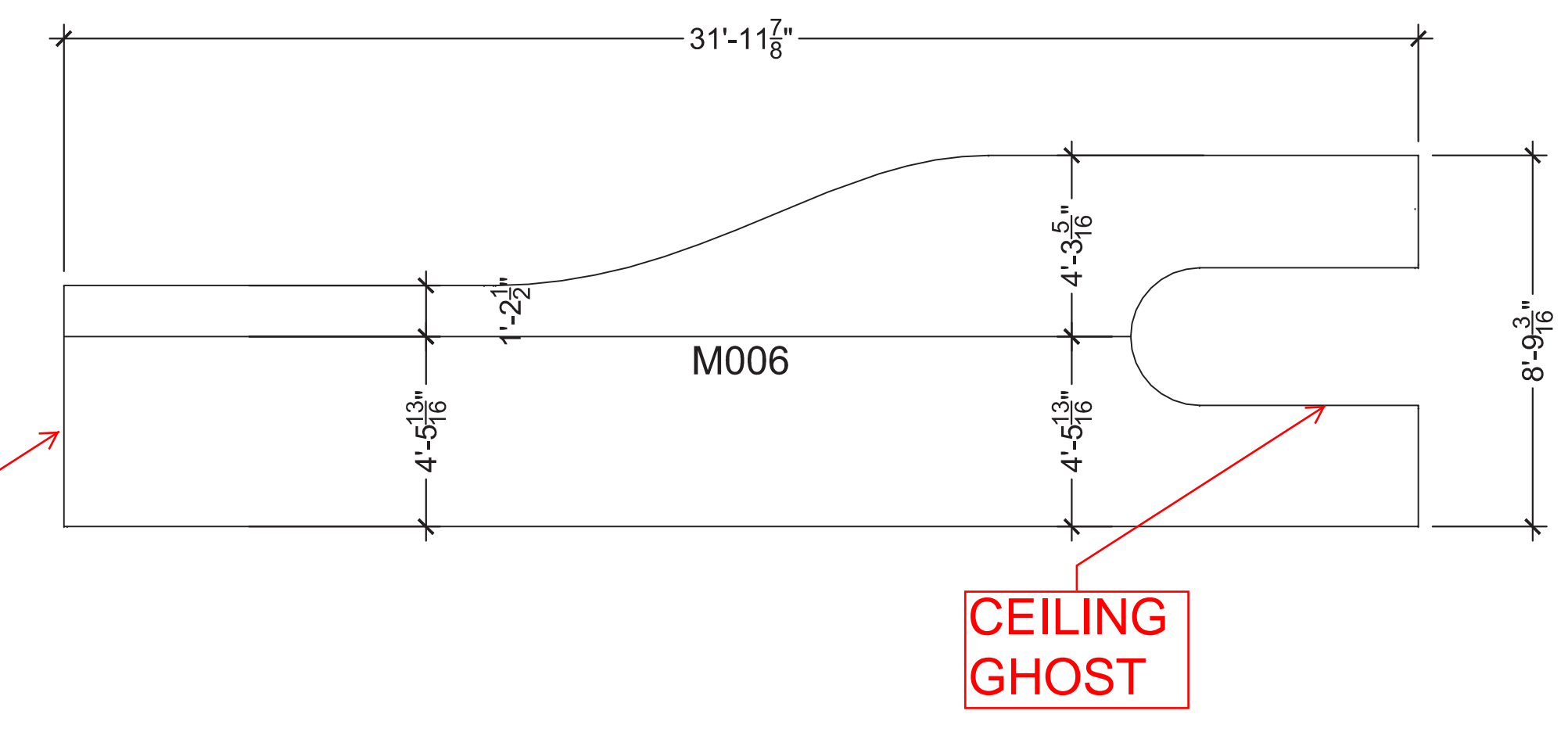
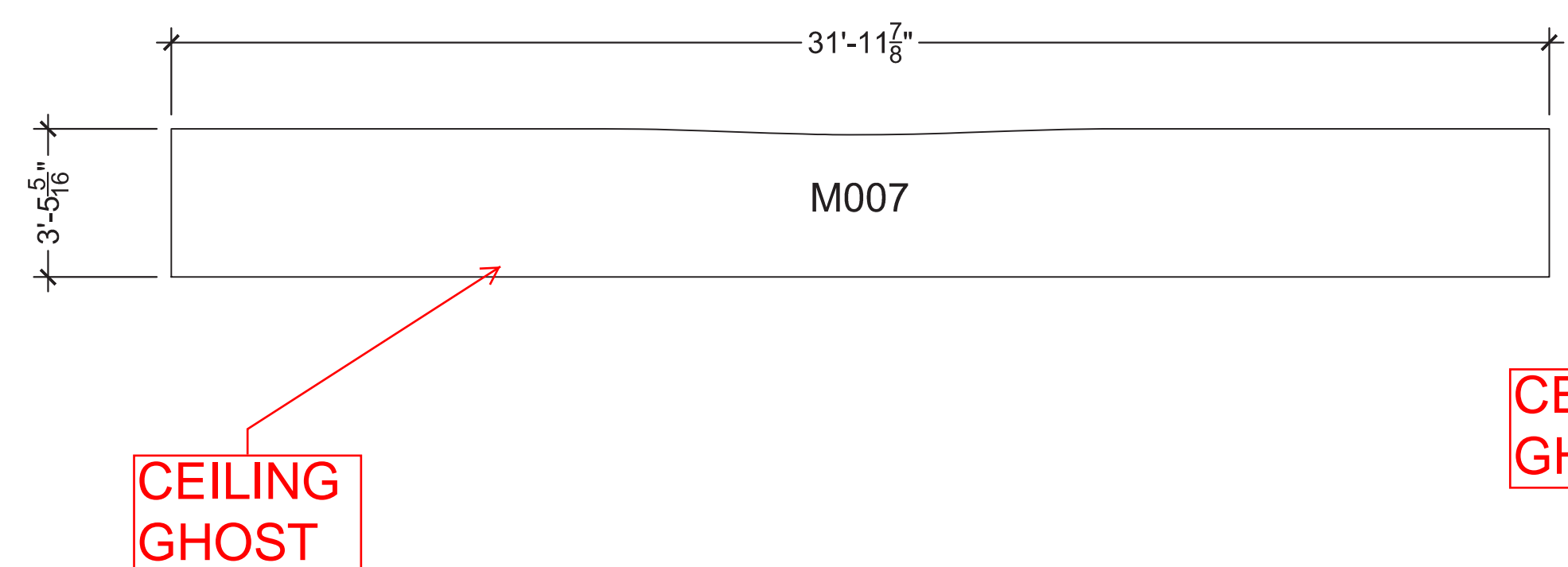
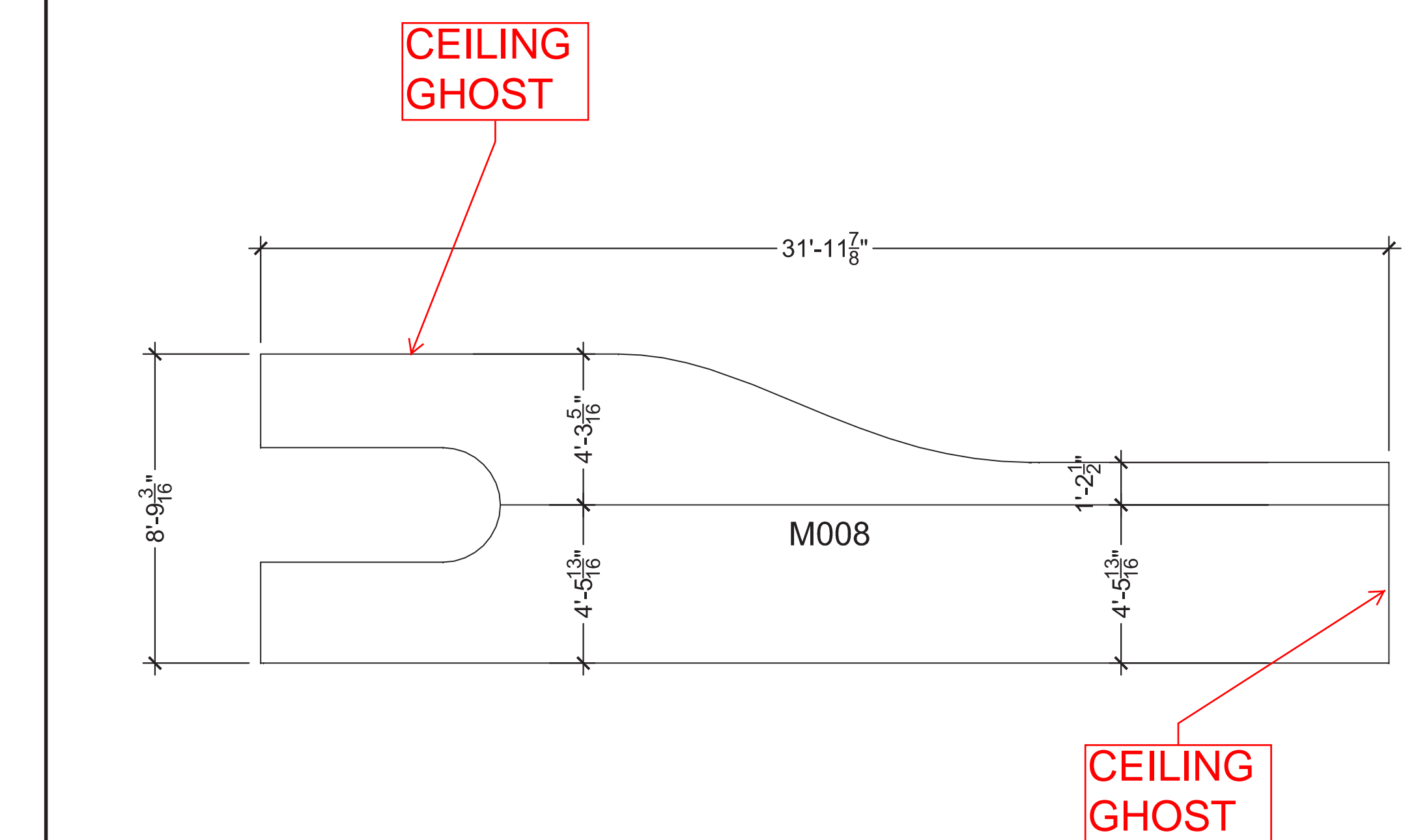
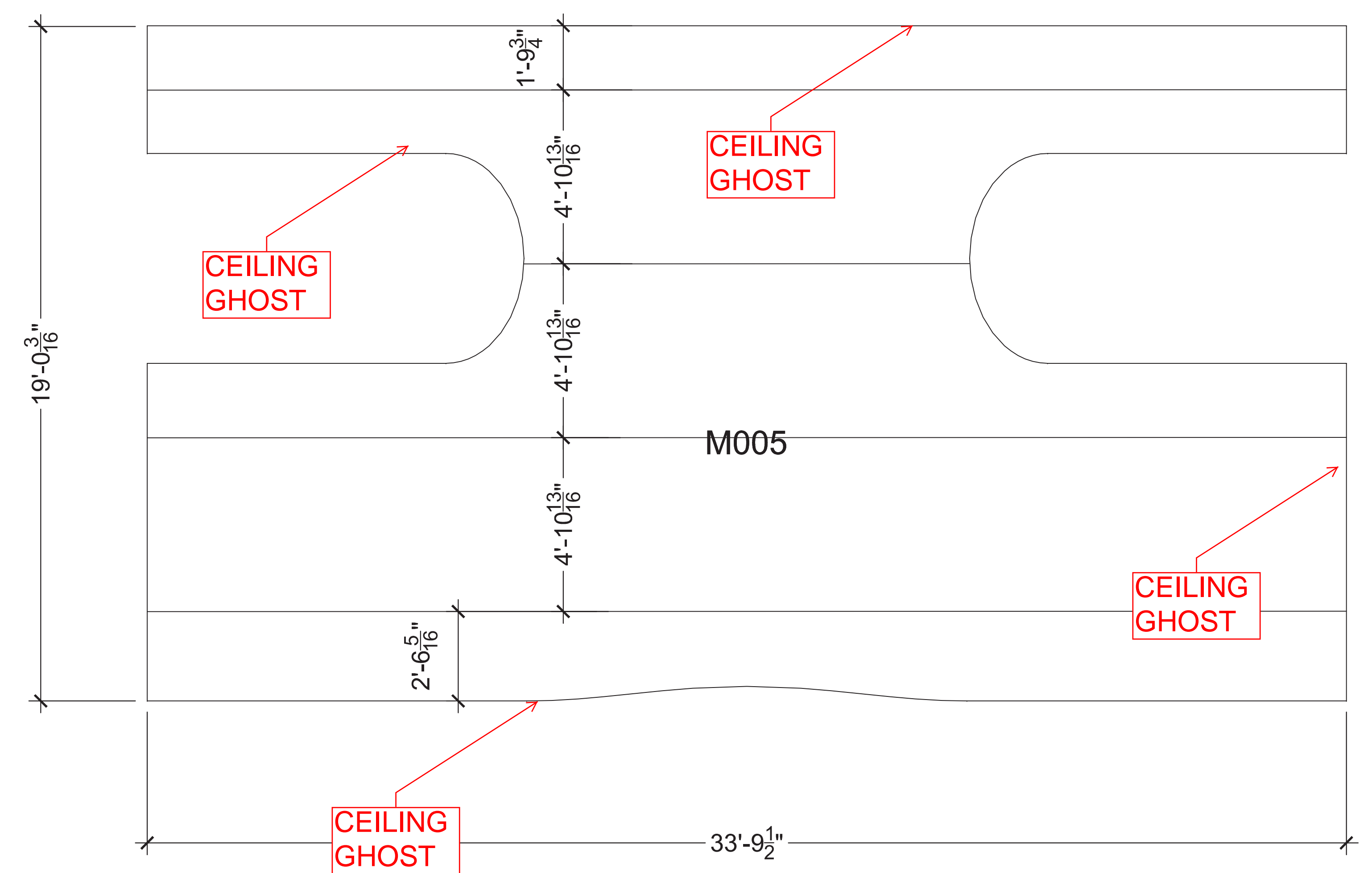
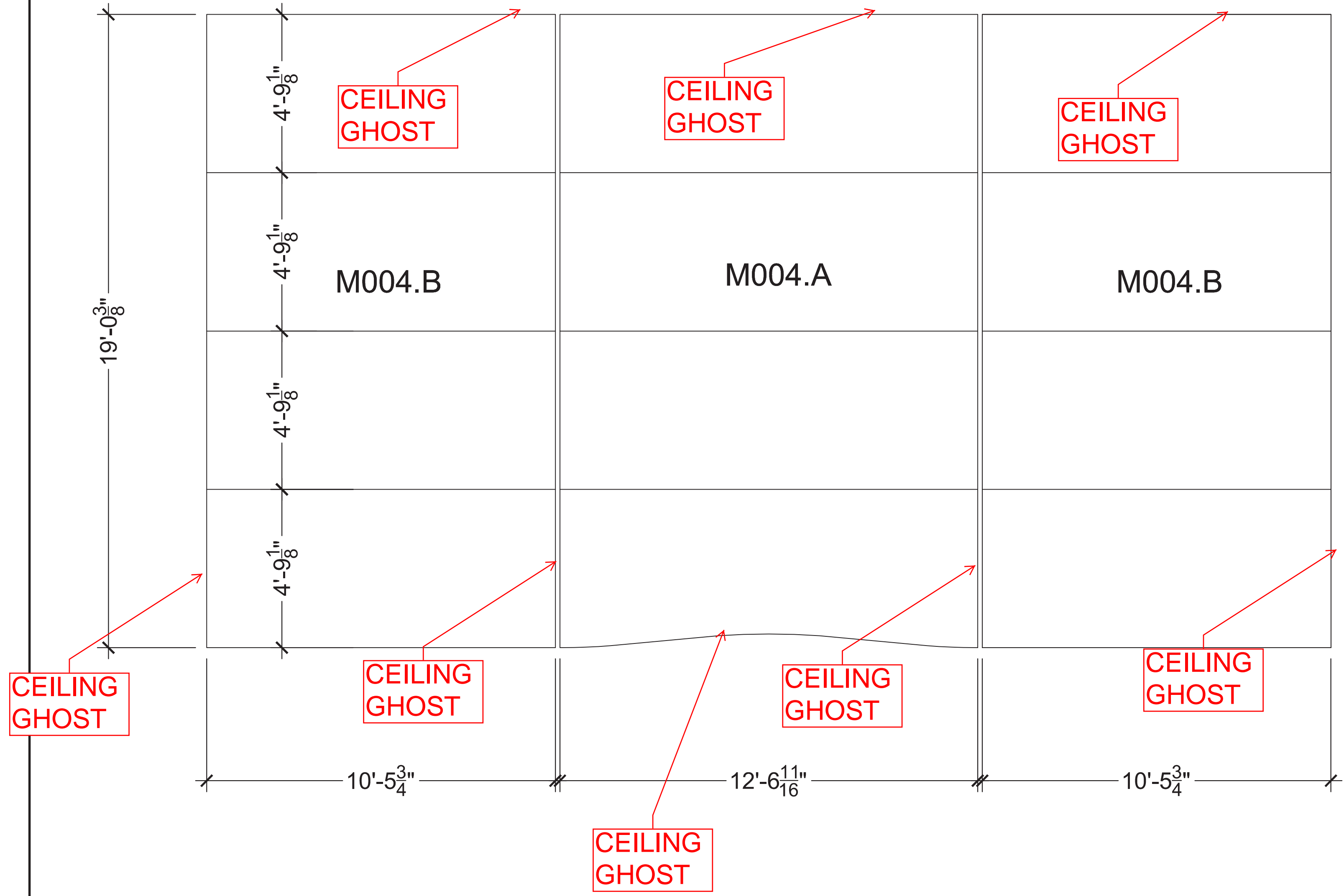


NOTES:

- 1) ALL DIMENSIONS AND LOCATIONS MUST BE V.I.F. PRIOR TO NEWMAT FABRICATION AND INSTALLATION.
- 2) ALL DRYWALL APPLICATIONS REQUIRE 12" CONTINUOUS 16GA (MINIMUM) METAL STRAPPING REINFORCEMENT BEHIND DRYWALL AT ALL NEWMAT ATTACHMENT LOCATIONS.
- 3) ALL "BLOCKING BY OTHERS" MUST BE CONTINUOUS, STRAIGHT, LEVEL AND/OR PLUMB AND ABLE TO WITHSTAND 30LBS. PER LINEAR FOOT OF LATERAL TENSION WHICH WILL BE EXERTED BY EACH LAYER OF MEMBRANE.

NOTICE: THESE DRAWINGS WERE PRODUCED BY AND ARE THE SOLE PROPERTY OF NEWMAT USA LTD ANY AND ALL INFORMATION CONTAINED HEREIN SHALL NOT BE USED BY ANY OTHER PERSON OR COMPANY WITHOUT THE EXPRESSED WRITTEN CONSENT OF NEWMAT USA LTD. THE DRAWINGS MAY HAVE BEEN BASED ON CONSTRUCTION DRAWINGS NOT PREPARED BY NEWMAT USA LTD. THEREFORE MAY NOT REPRESENT THE CONDITIONS AS CONSTRUCTED AT THAT TIME.				81 MAHAN STREET, WEST BABYLON, NY 11704 TEL. (631) 261 1498 FAX (631) 261 1756		Scale:	Drawn By:
NEWMAT NORTHEAST CORP. STRETCH CEILING SYSTEMS		#	REVISIONS:	DATE	Drawn By	Checked By	AS NOTED
		A					Checked By:
		B					Job Title:
		C					MEMBRANES
		D					Customer Name:
		E					Mxm LEHMAN WING
							METROPOLITAN MUSEUM OF ART
							1000 FIFTH AVE NEW YORK, NY 11028
							Job Number:
							13-000
							Date:
							3/23/2016
							Drawing Number:
							A-01

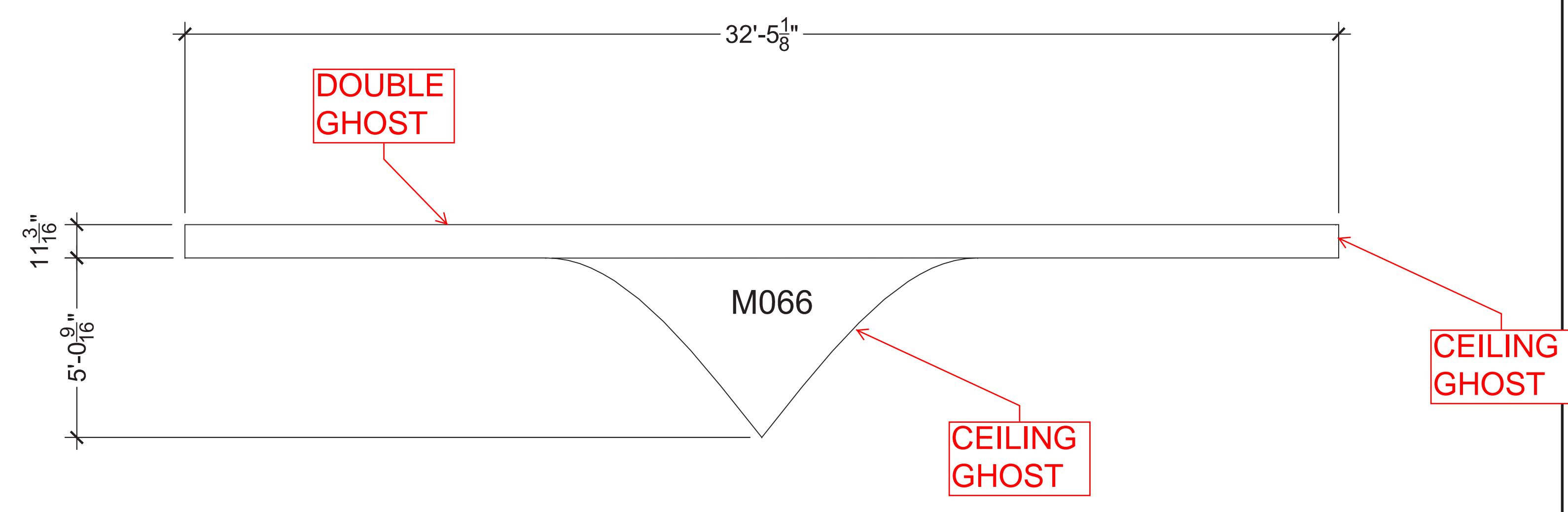
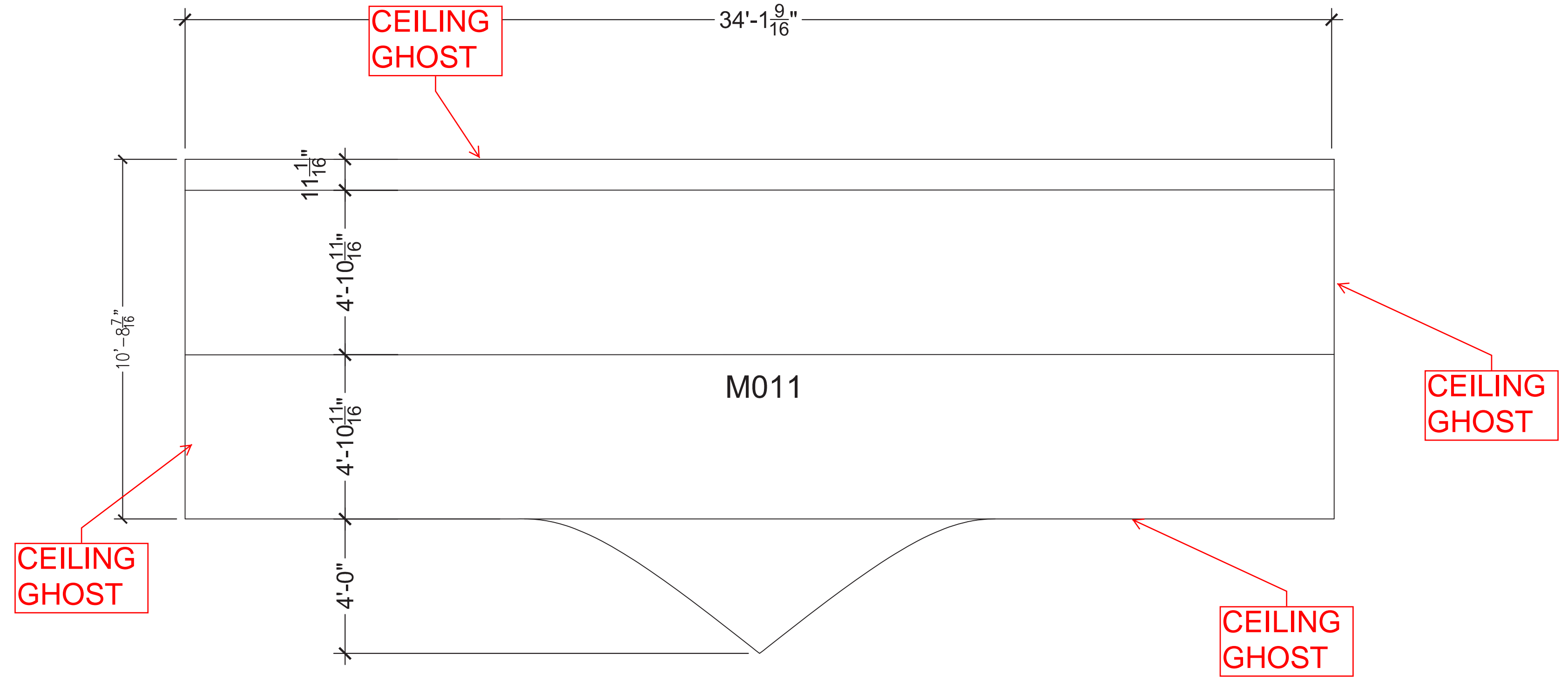
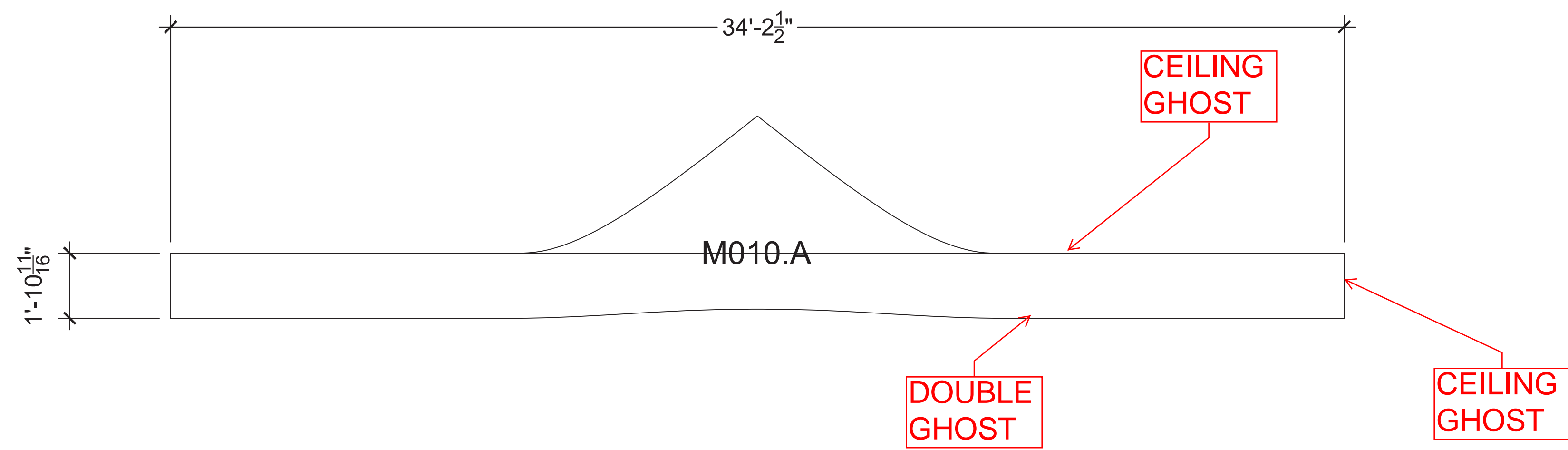
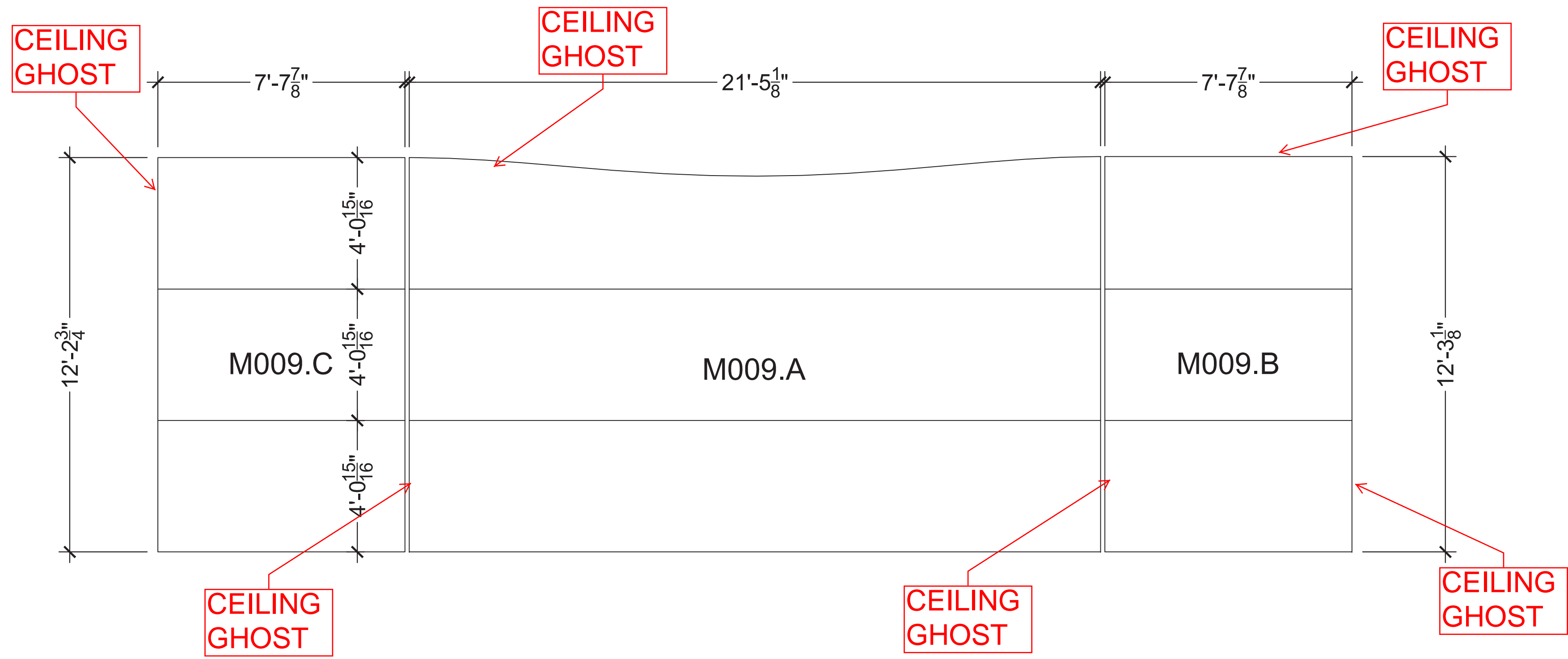


NOTES:

- 1) ALL DIMENSIONS AND LOCATIONS MUST BE V.I.F. PRIOR TO NEWMAT FABRICATION AND INSTALLATION.
- 2) ALL DRYWALL APPLICATIONS REQUIRE 12" CONTINUOUS 16GA (MINIMUM) METAL STRAPPING REINFORCEMENT BEHIND DRYWALL AT ALL NEWMAT ATTACHMENT LOCATIONS.
- 3) ALL "BLOCKING BY OTHERS" MUST BE CONTINUOUS, STRAIGHT, LEVEL AND/OR PLUMB AND ABLE TO WITHSTAND 30LBS. PER LINEAR FOOT OF LATERAL TENSION WHICH WILL BE EXERTED BY EACH LAYER OF MEMBRANE.

NOTICE:
 THESE DRAWINGS WERE PRODUCED BY AND ARE THE SOLE PROPERTY OF NEWMAT USA LTD ANY AND ALL INFORMATION CONTAINED HEREIN SHALL NOT BE USED BY ANY OTHER PERSON OR COMPANY WITHOUT THE EXPRESSED WRITTEN CONSENT OF NEWMAT USA LTD. THE DRAWINGS MAY HAVE BEEN BASED ON CONSTRUCTION DRAWINGS NOT PREPARED BY NEWMAT USA LTD. THEREFORE MAY NOT REPRESENT THE CONDITIONS AS CONSTRUCTED AT THAT TIME.

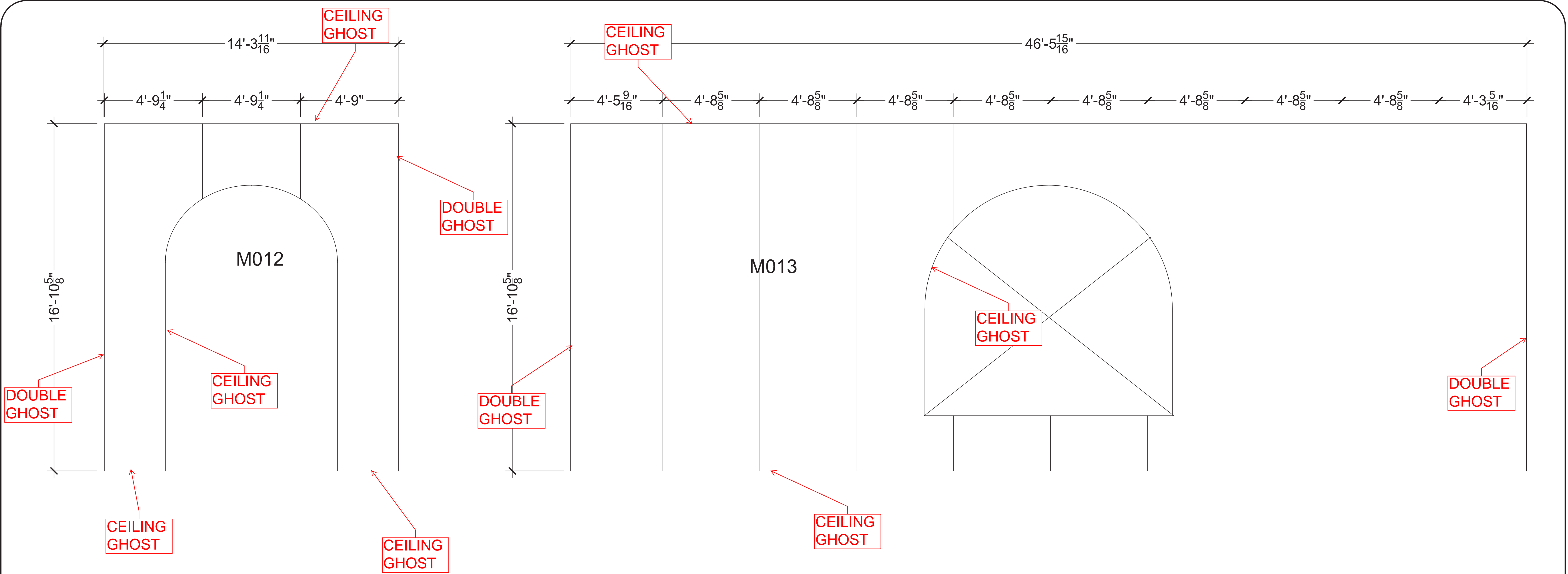
NEWMAT NORTHEAST CORP. STRETCH CEILING SYSTEMS	#	REVISIONS:	DATE	Drawn By	Checked By	81 MAHAN STREET, WEST BABYLON, NY 11704 TEL. (631) 261 1498 FAX (631) 261 1756 Drawing Title: MEMBRANES Job Title: MxM LEHMAN WING Customer Name: METROPOLITAN MUSEUM OF ART 1000 FIFTH AVE NEW YORK, NY 11028	Scale:	Drawn By:	
	A						AS NOTED	R.K.	
	B							Checked By:	
	C							Job Number:	Date:
	D							13-000	3/23/2016
E						Drawing Number:	A-02		



NOTES:

- 1) ALL DIMENSIONS AND LOCATIONS MUST BE V.I.F. PRIOR TO NEWMAT FABRICATION AND INSTALLATION.
- 2) ALL DRYWALL APPLICATIONS REQUIRE 12" CONTINUOUS 16GA (MINIMUM) METAL STRAPPING REINFORCEMENT BEHIND DRYWALL AT ALL NEWMAT ATTACHMENT LOCATIONS.
- 3) ALL "BLOCKING BY OTHERS" MUST BE CONTINUOUS, STRAIGHT, LEVEL AND/OR PLUMB AND ABLE TO WITHSTAND 30LBS. PER LINEAR FOOT OF LATERAL TENSION WHICH WILL BE EXERTED BY EACH LAYER OF MEMBRANE.

NOTICE: THESE DRAWINGS WERE PRODUCED BY AND ARE THE SOLE PROPERTY OF NEWMAT USA LTD ANY AND ALL INFORMATION CONTAINED HEREIN SHALL NOT BE USED BY ANY OTHER PERSON OR COMPANY WITHOUT THE EXPRESSED WRITTEN CONSENT OF NEWMAT USA LTD. THE DRAWINGS MAY HAVE BEEN BASED ON CONSTRUCTION DRAWINGS NOT PREPARED BY NEWMAT USA LTD. THEREFORE MAY NOT REPRESENT THE CONDITIONS AS CONSTRUCTED AT THAT TIME.				81 MAHAN STREET, WEST BABYLON, NY 11704 TEL. (631) 261 1498 FAX (631) 261 1756		Scale: AS NOTED	Drawn By: R.K.
#	REVISIONS:	DATE	Drawn By	Checked By	Job Title:	Job Number:	Date:
A					MEMBRANES	13-000	3/23/2016
B					MxM LEHMAN WING		
C					CUSTOMER NAME:		
D					METROPOLITAN MUSEUM OF ART		
E					1000 FIFTH AVE NEW YORK, NY 11028		
NEWMAT NORTHEAST CORP. <i>newmat</i> STRETCH CEILING SYSTEMS						Drawing Number: A-03	

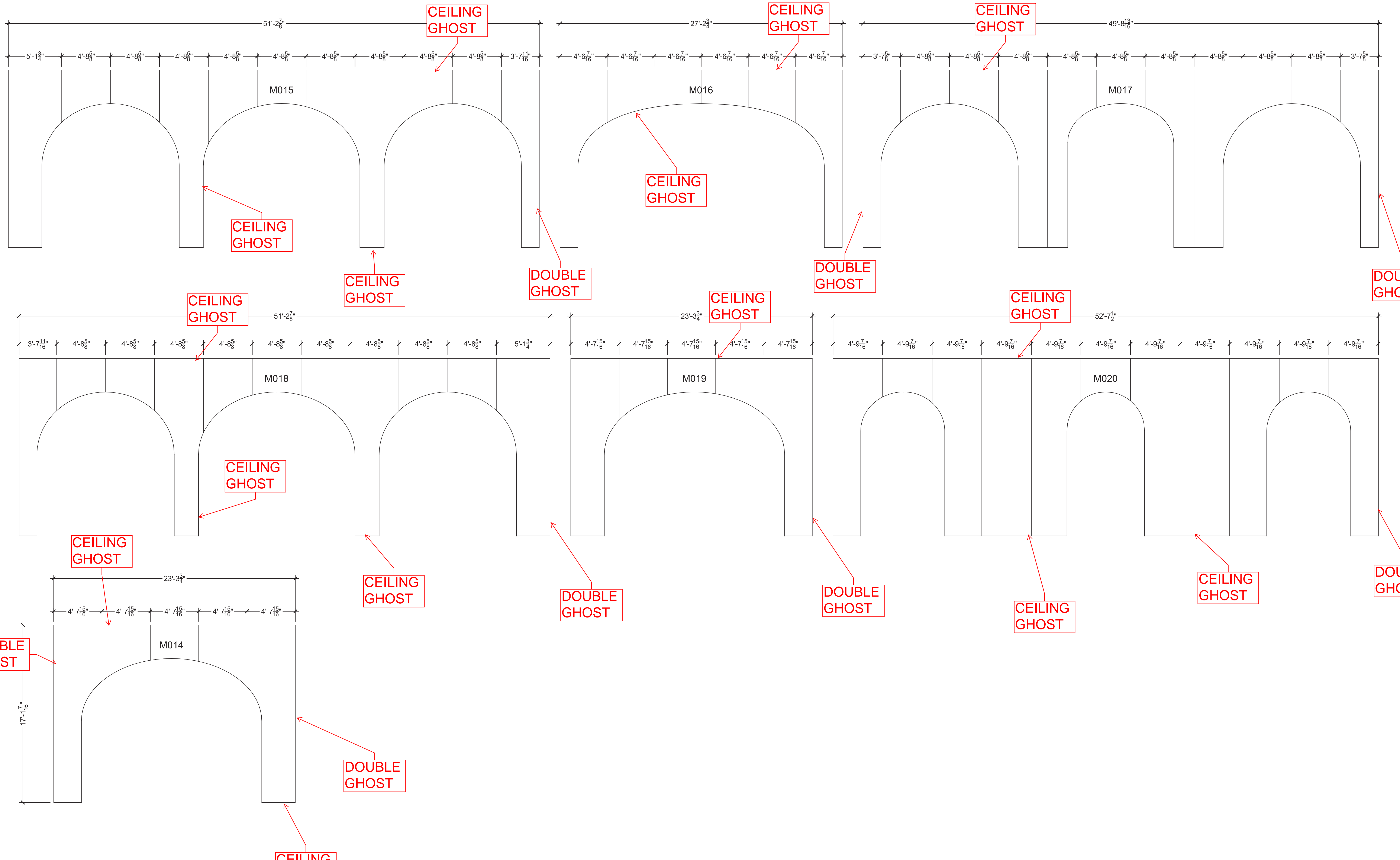


NOTES:

- 1) ALL DIMENSIONS AND LOCATIONS MUST BE V.I.F. PRIOR TO NEWMAT FABRICATION AND INSTALLATION.
- 2) ALL DRYWALL APPLICATIONS REQUIRE 12" CONTINUOUS 16GA (MINIMUM) METAL STRAPPING REINFORCEMENT BEHIND DRYWALL AT ALL NEWMAT ATTACHMENT LOCATIONS.
- 3) ALL "BLOCKING BY OTHERS" MUST BE CONTINUOUS, STRAIGHT, LEVEL AND/OR PLUMB AND ABLE TO WITHSTAND 30LBS. PER LINEAR FOOT OF LATERAL TENSION WHICH WILL BE EXERTED BY EACH LAYER OF MEMBRANE.

NOTICE:
 THESE DRAWINGS WERE PRODUCED BY AND ARE THE SOLE PROPERTY OF NEWMAT USA LTD ANY AND ALL INFORMATION CONTAINED HEREIN SHALL NOT BE USED BY ANY OTHER PERSON OR COMPANY WITHOUT THE EXPRESSED WRITTEN CONSENT OF NEWMAT USA LTD. THE DRAWINGS MAY HAVE BEEN BASED ON CONSTRUCTION DRAWINGS NOT PREPARED BY NEWMAT USA LTD. THEREFORE MAY NOT REPRESENT THE CONDITIONS AS CONSTRUCTED AT THAT TIME.

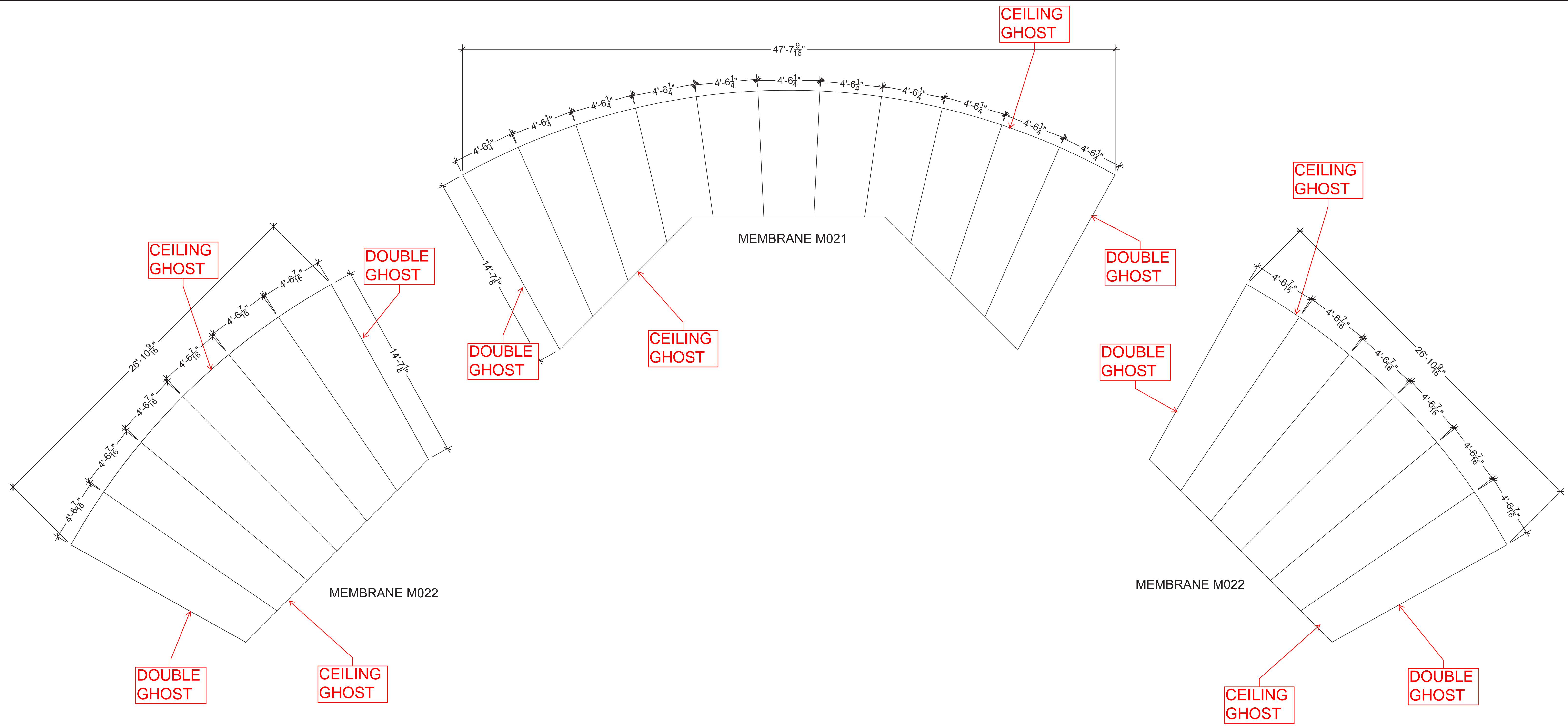
NEWMAT NORTHEAST CORP. STRETCH CEILING SYSTEMS	#	REVISIONS:	Drawn By	Checked By	81 MAHAN STREET, WEST BABYLON, NY 11704 TEL. (631) 261 1498 FAX (631) 261 1756	Scale:	Drawn By:
	A	DATE			Drawing Title:	AS NOTED	R.K.
	B				MEMBRANES		Checked By:
	C				Job Title:		
	D				MxM LEHMAN WING	Job Number:	Date:
E				CUSTOMER NAME:	13-000	3/23/2016	
				METROPOLITAN MUSEUM OF ART	1000 FIFTH AVE NEW YORK, NY 11028	Drawing Number:	A-04



NOTES:

- 1) ALL DIMENSIONS AND LOCATIONS MUST BE V.I.F. PRIOR TO NEWMAT FABRICATION AND INSTALLATION.
- 2) ALL DRYWALL APPLICATIONS REQUIRE 12" CONTINUOUS 16GA (MINIMUM) METAL STRAPPING REINFORCEMENT BEHIND DRYWALL AT ALL NEWMAT ATTACHMENT LOCATIONS.
- 3) ALL "BLOCKING BY OTHERS" MUST BE CONTINUOUS, STRAIGHT, LEVEL AND/OR PLUMB AND ABLE TO WITHSTAND 30LBS. PER LINEAR FOOT OF LATERAL TENSION WHICH WILL BE EXERTED BY EACH LAYER OF MEMBRANE.

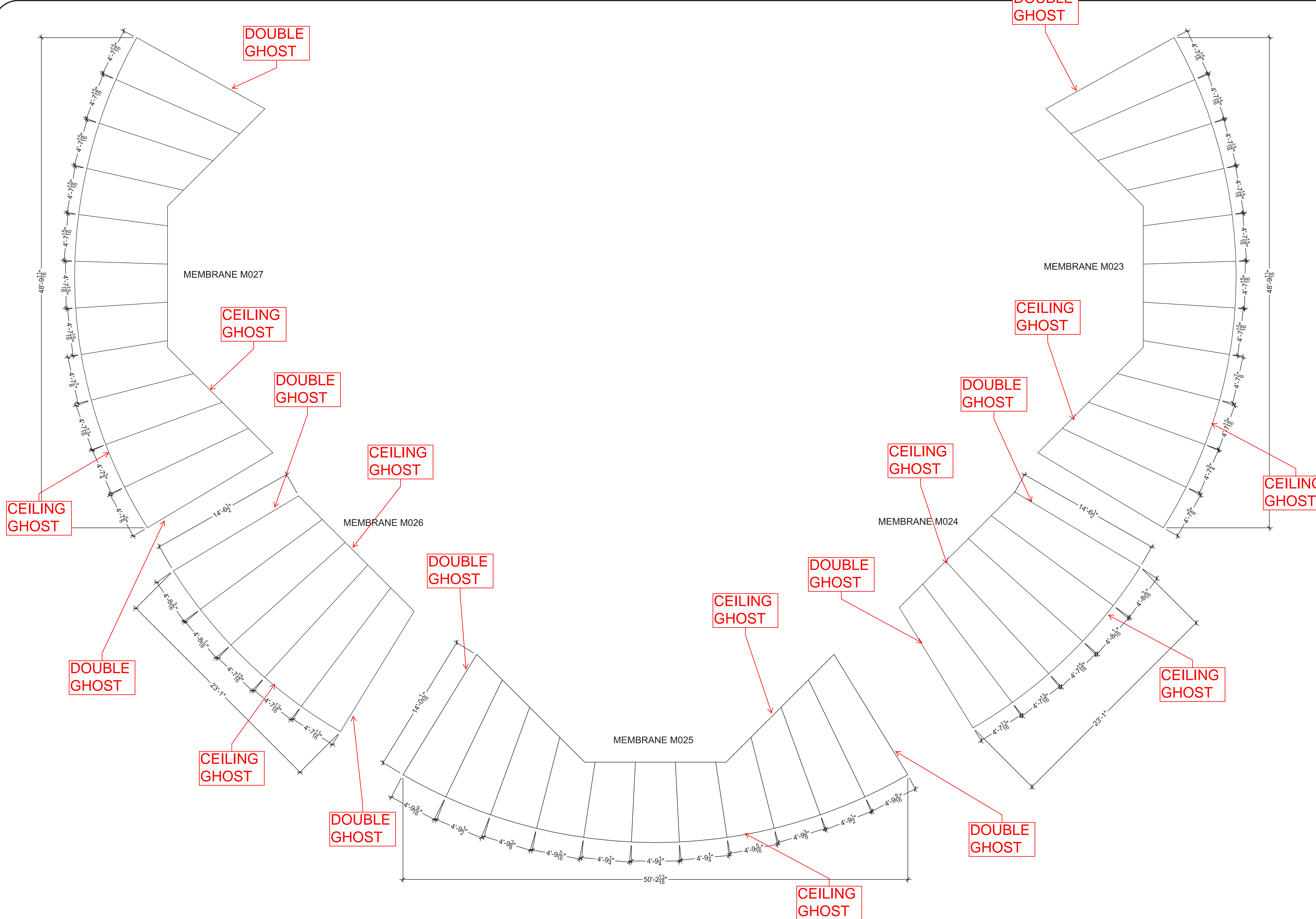
NOTICE: THESE DRAWINGS WERE PRODUCED BY AND ARE THE SOLE PROPERTY OF NEWMAT USA LTD ANY AND ALL INFORMATION CONTAINED HEREIN SHALL NOT BE USED BY ANY OTHER PERSON OR COMPANY WITHOUT THE EXPRESSED WRITTEN CONSENT OF NEWMAT USA LTD. THE DRAWINGS MAY HAVE BEEN BASED ON CONSTRUCTION DRAWINGS NOT PREPARED BY NEWMAT USA LTD. THEREFORE MAY NOT REPRESENT THE CONDITIONS AS CONSTRUCTED AT THAT TIME.				81 MAHAN STREET, WEST BABYLON, NY 11704 TEL. (631) 261 1498 FAX (631) 261 1756		Scale: AS NOTED	Drawn By: R.K.
NEWMAT NORTHEAST CORP.		#	REVISIONS:	DATE	Drawn By	Checked By	Job Title:
newmat® STRETCH CEILING SYSTEMS		A					MEMBRANES
		B					MxM LEHMAN WING
		C					CUSTOMER NAME:
		D					METROPOLITAN MUSEUM OF ART 1000 FIFTH AVE NEW YORK, NY 11028
E							
						Job Number: 13-000	Date: 3/23/2016
						Drawing Number: A-05	



NOTES:

- 1) ALL DIMENSIONS AND LOCATIONS MUST BE V.I.F. PRIOR TO NEWMAT FABRICATION AND INSTALLATION.
- 2) ALL DRYWALL APPLICATIONS REQUIRE 12" CONTINUOUS 16GA (MINIMUM) METAL STRAPPING REINFORCEMENT BEHIND DRYWALL AT ALL NEWMAT ATTACHMENT LOCATIONS.
- 3) ALL "BLOCKING BY OTHERS" MUST BE CONTINUOUS, STRAIGHT, LEVEL AND/OR PLUMB AND ABLE TO WITHSTAND 30LBS. PER LINEAR FOOT OF LATERAL TENSION WHICH WILL BE EXERTED BY EACH LAYER OF MEMBRANE.

NOTICE: THESE DRAWINGS WERE PRODUCED BY AND ARE THE SOLE PROPERTY OF NEWMAT USA LTD ANY AND ALL INFORMATION CONTAINED HEREIN SHALL NOT BE USED BY ANY OTHER PERSON OR COMPANY WITHOUT THE EXPRESSED WRITTEN CONSENT OF NEWMAT USA LTD. THE DRAWINGS MAY HAVE BEEN BASED ON CONSTRUCTION DRAWINGS NOT PREPARED BY NEWMAT USA LTD. THEREFORE MAY NOT REPRESENT THE CONDITIONS AS CONSTRUCTED AT THAT TIME.				81 MAHAN STREET, WEST BABYLON, NY 11704 TEL. (631) 261 1498 FAX (631) 261 1756		Scale: AS NOTED	Drawn By: R.K.
NEWMAT NORTHEAST CORP.				Drawing Title: MEMBRANES		Checked By:	
newmat® STRETCH CEILING SYSTEMS				Job Title: MxM LEHMAN WING		Job Number: 13-000	
				Customer Name: METROPOLITAN MUSEUM OF ART 1000 FIFTH AVE NEW YORK, NY 11028		Date: 3/23/2016	
#	REVISIONS:	Drawn	Checked			Drawing Number: A-06	
A	DATE	By	By				
B							
C							
D							
E							



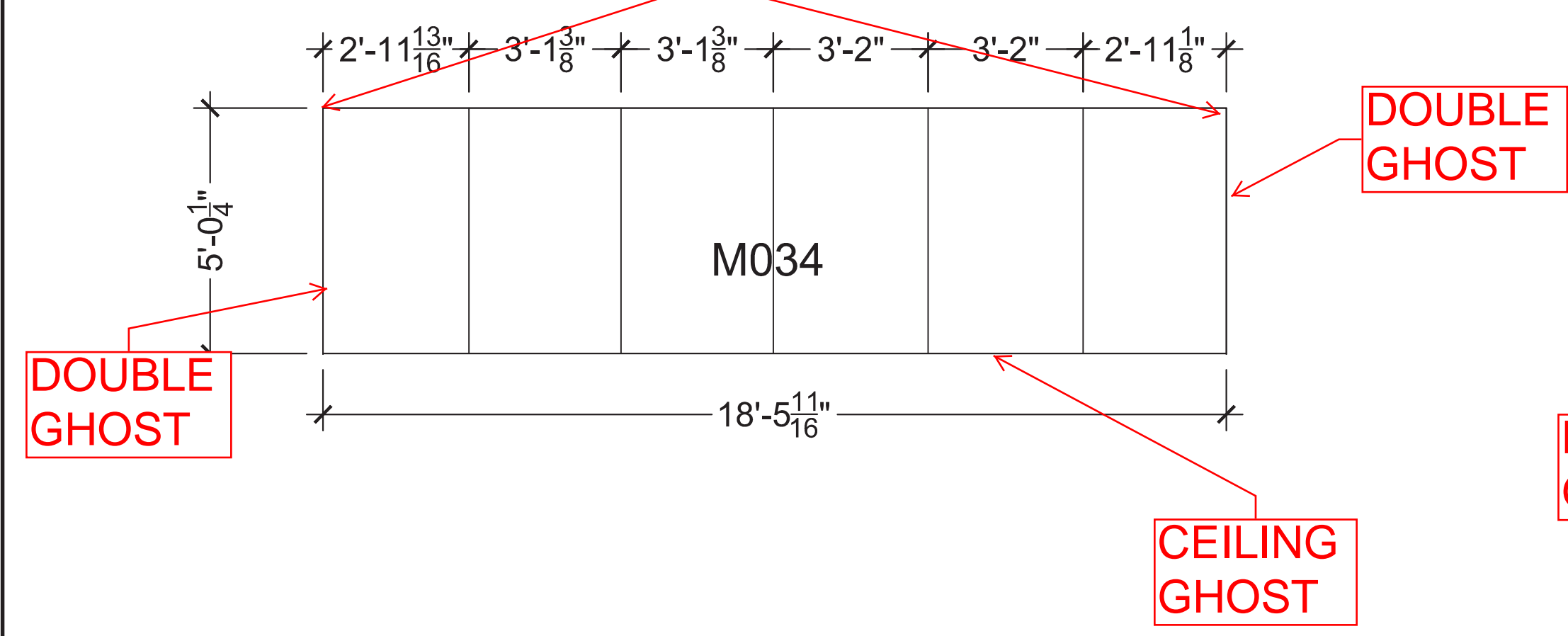
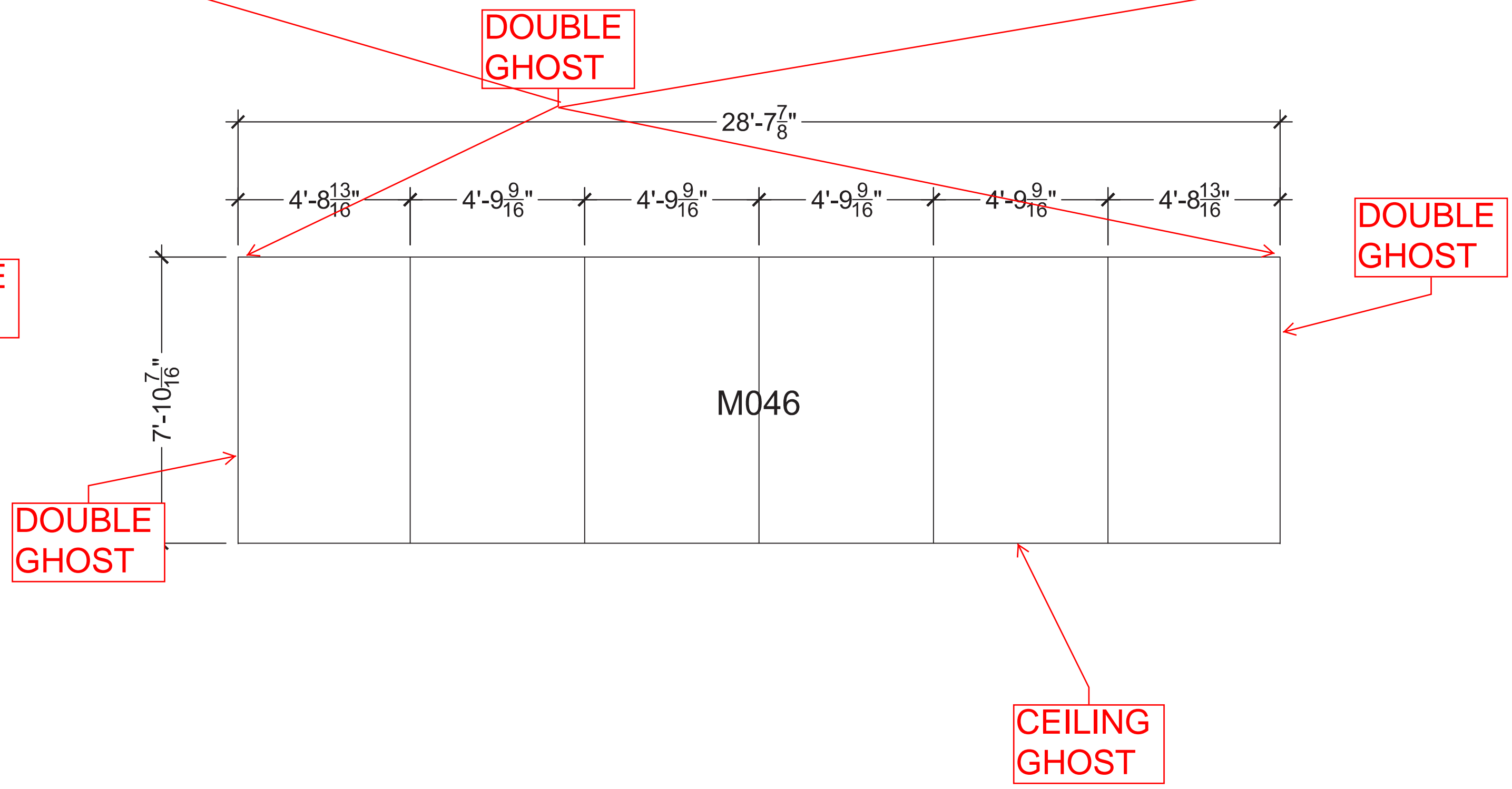
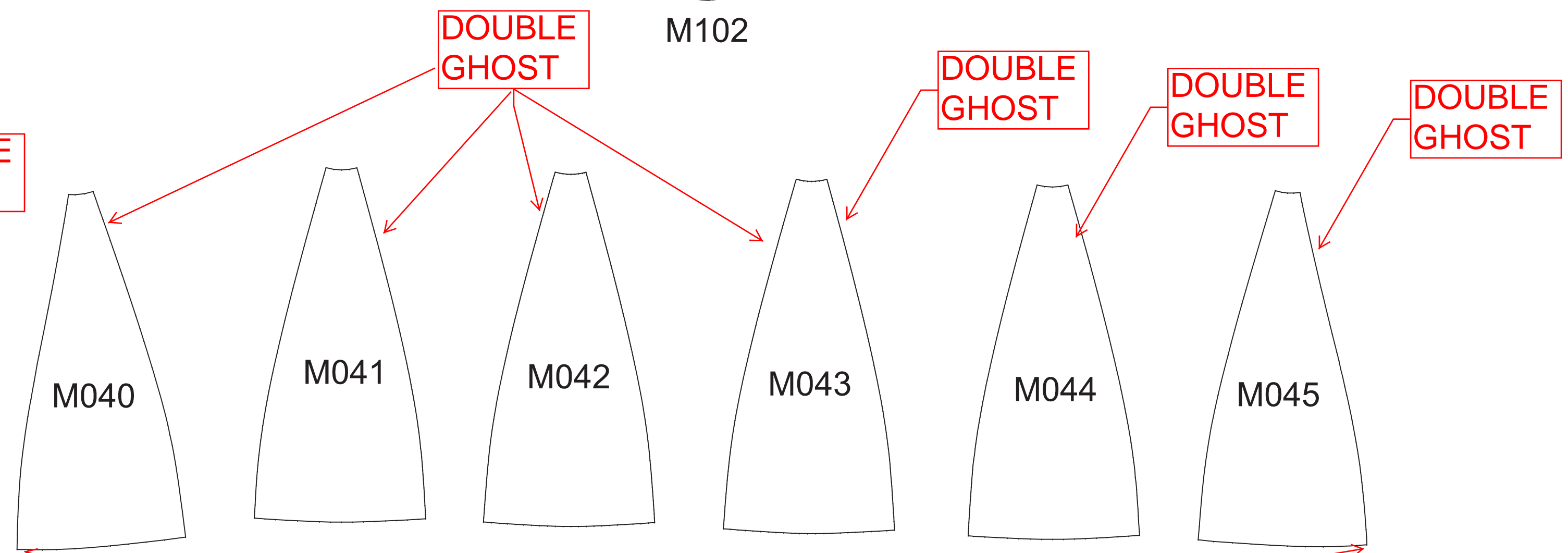
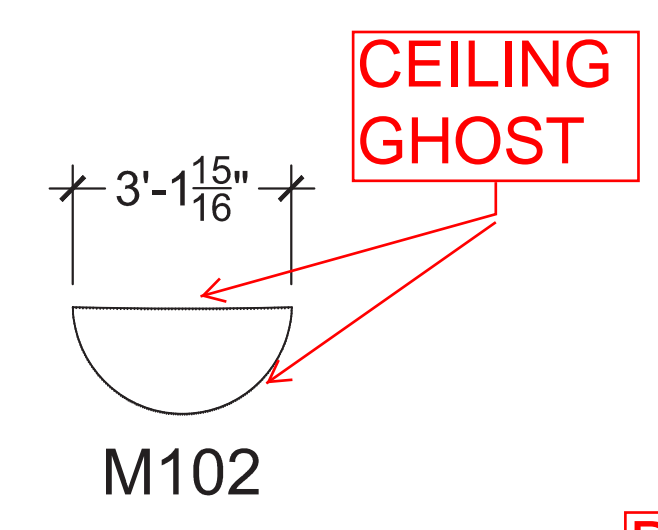
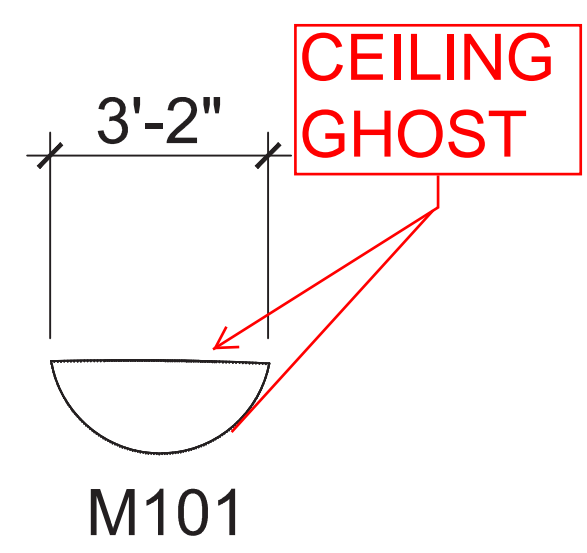
NOTES:

- 1) ALL DIMENSIONS AND LOCATIONS MUST BE V.I.F. PRIOR TO NEWMAT FABRICATION AND INSTALLATION.
- 2) ALL DRYWALL APPLICATIONS REQUIRE 12" CONTINUOUS 16GA (MINIMUM) METAL STRAPPING REINFORCEMENT BEHIND DRYWALL AT ALL NEWMAT ATTACHMENT LOCATIONS.
- 3) ALL "BLOCKING BY OTHERS" MUST BE CONTINUOUS, STRAIGHT, LEVEL AND/OR PLUMB AND ABLE TO WITHSTAND 30LBS. PER LINEAR FOOT OF LATERAL TENSION WHICH WILL BE EXERTED BY EACH LAYER OF MEMBRANE.

NOTICE: THESE DRAWINGS WERE PRODUCED BY AND ARE THE SOLE PROPERTY OF NEWMAT USA LTD ANY AND ALL INFORMATION CONTAINED HEREIN SHALL NOT BE USED BY ANY OTHER PERSON OR COMPANY WITHOUT THE EXPRESSED WRITTEN CONSENT OF NEWMAT USA LTD. THE DRAWINGS MAY HAVE BEEN BASED ON CONSTRUCTION DRAWINGS NOT PREPARED BY NEWMAT USA LTD. THEREFORE MAY NOT REPRESENT THE CONDITIONS AS CONSTRUCTED AT THAT TIME.				81 MAHAN STREET, WEST BABYLON, NY 11704 TEL. (631) 261 1498 FAX (631) 261 1756		Scale: AS NOTED	Drawn By: R.K.
#	REVISIONS:	DATE	Drawn By	Checked By	Drawing Title: MEMBRANES	Job Number: 13-000	Date: 3/23/2016
A					Customer Name: MxM LEHMAN WING		
B					METROPOLITAN MUSEUM OF ART		
C					1000 FIFTH AVE NEW YORK, NY 11028		
D							
E							

NEWMAT
NORTHEAST CORP.
newmat
STRETCH CEILING SYSTEMS

A-07

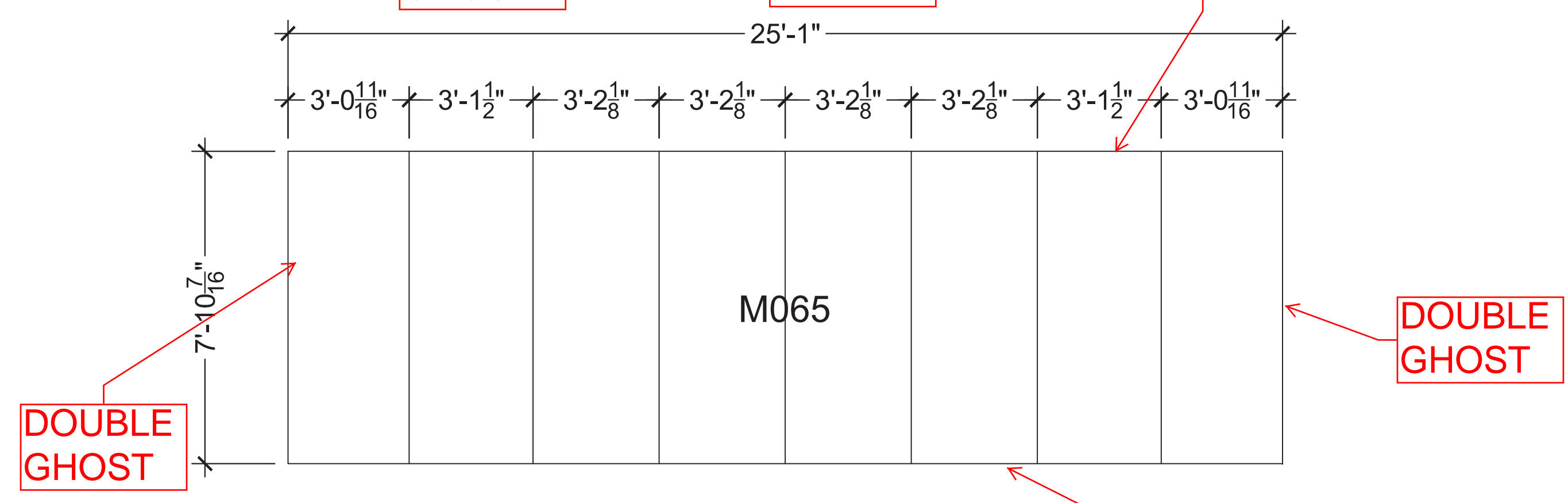
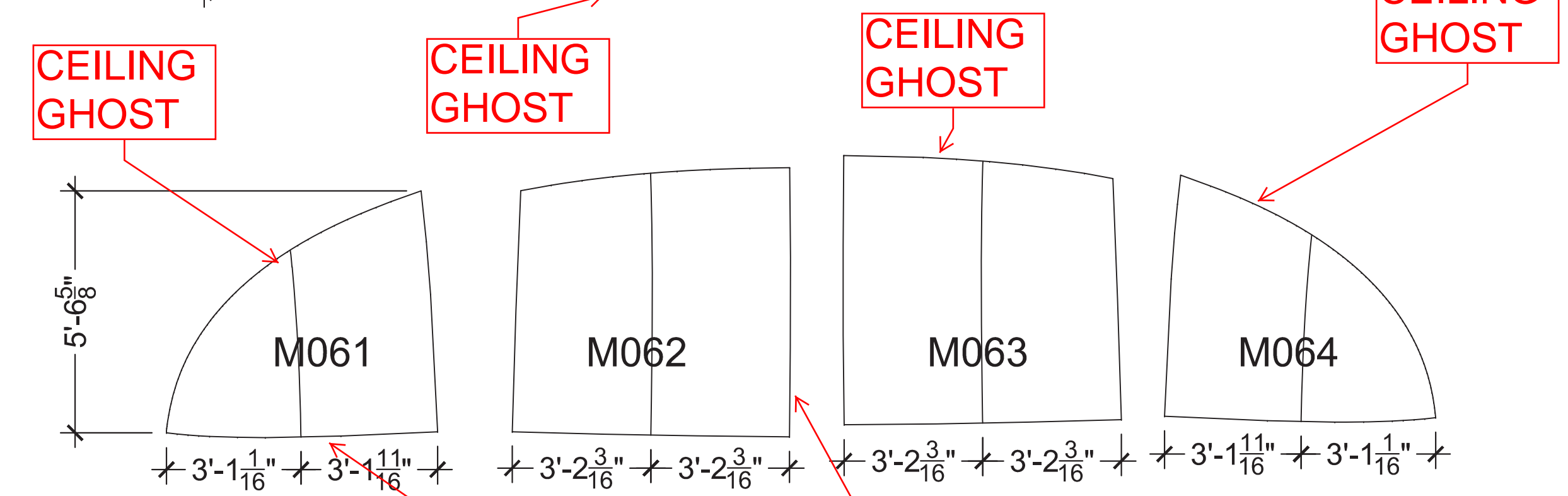
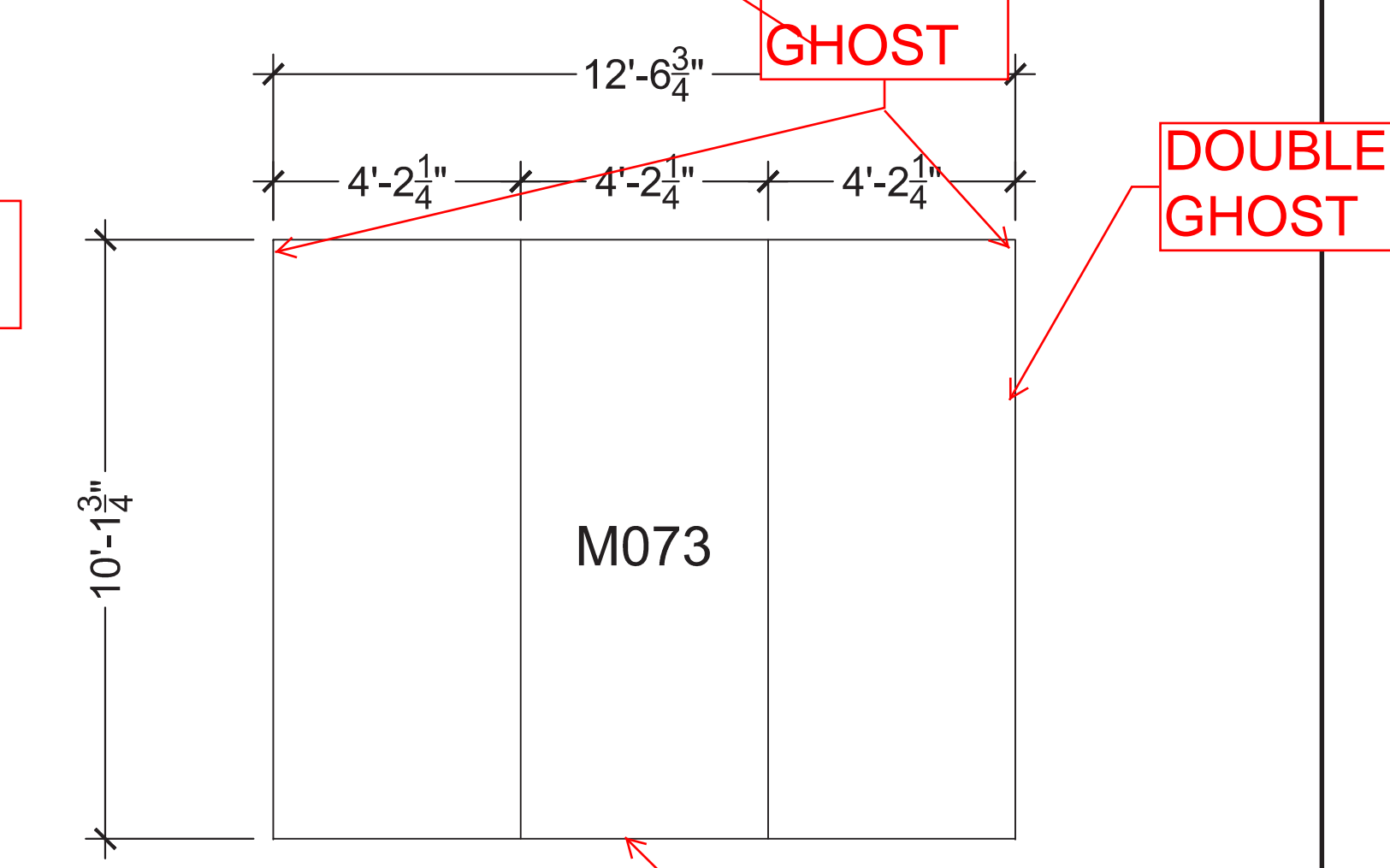
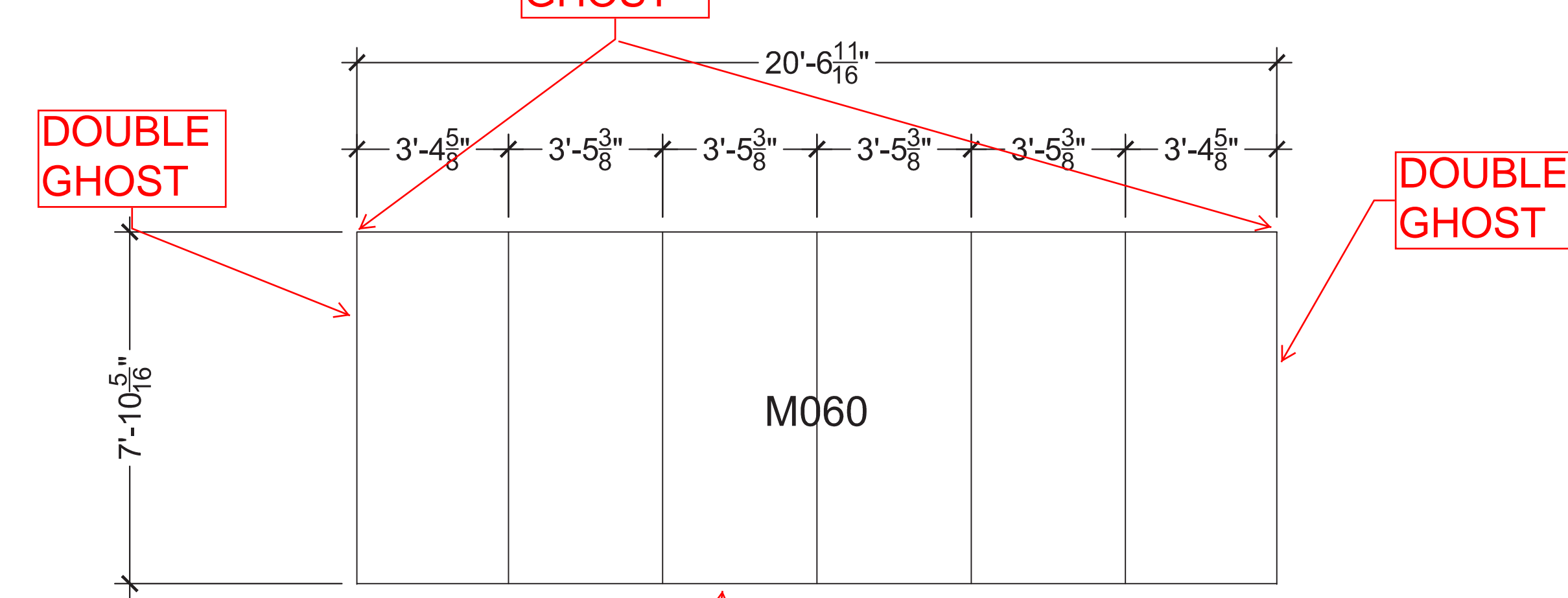
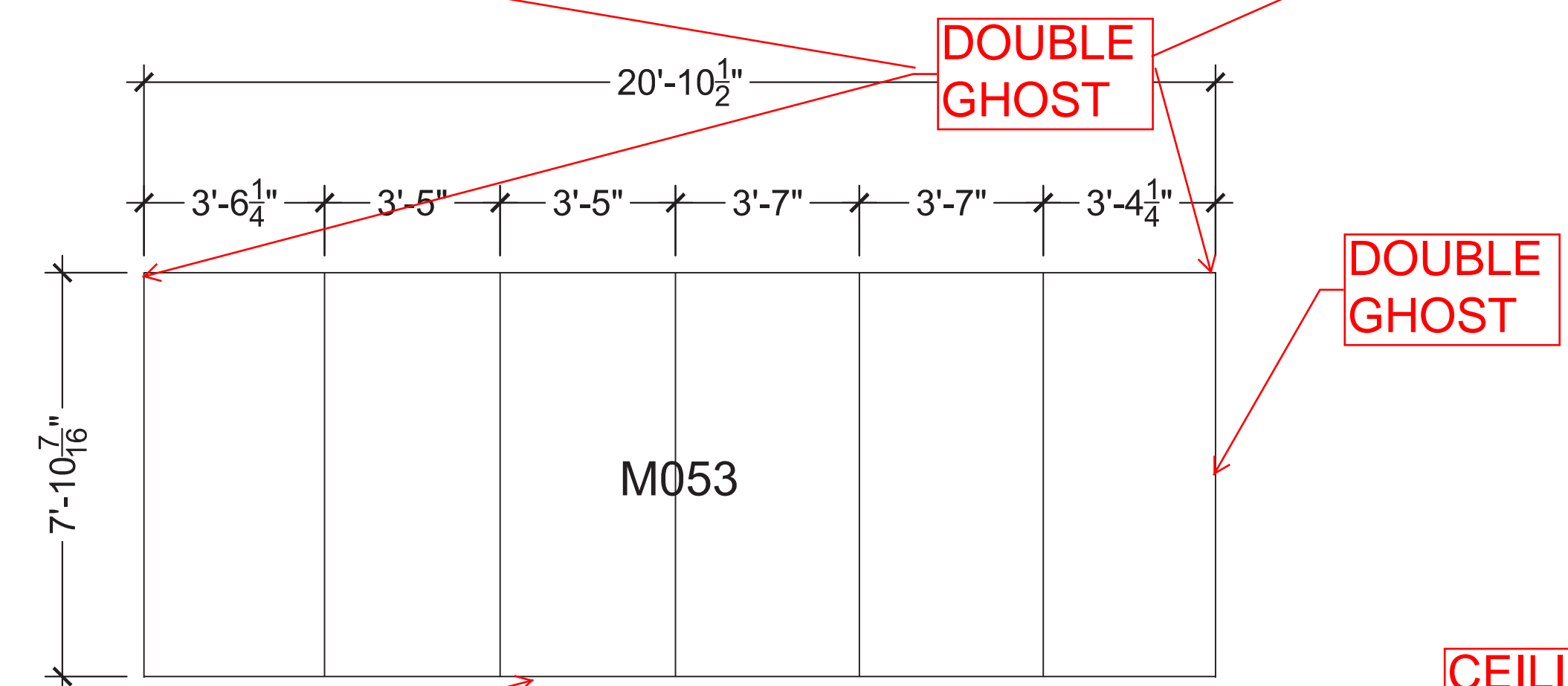
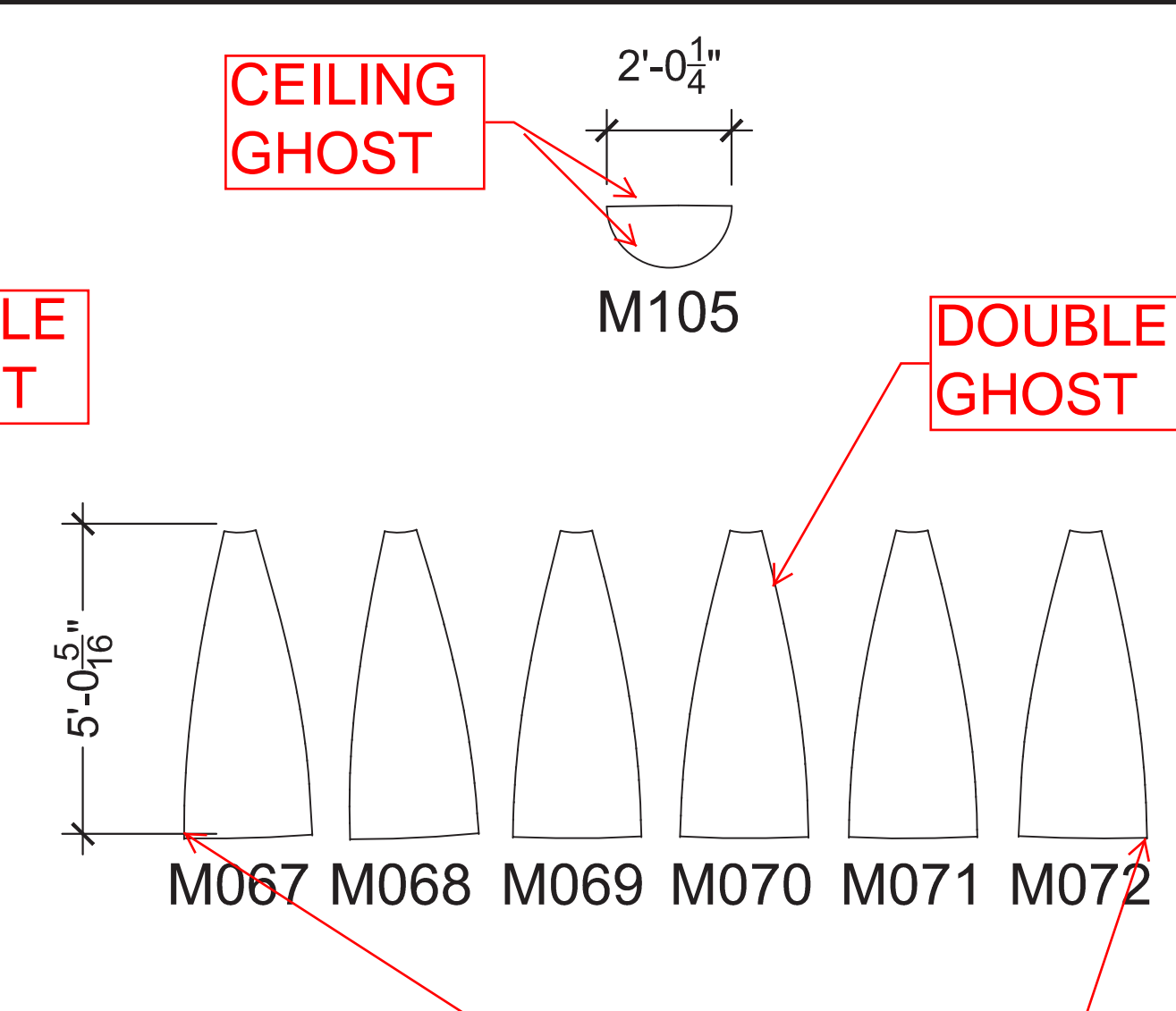
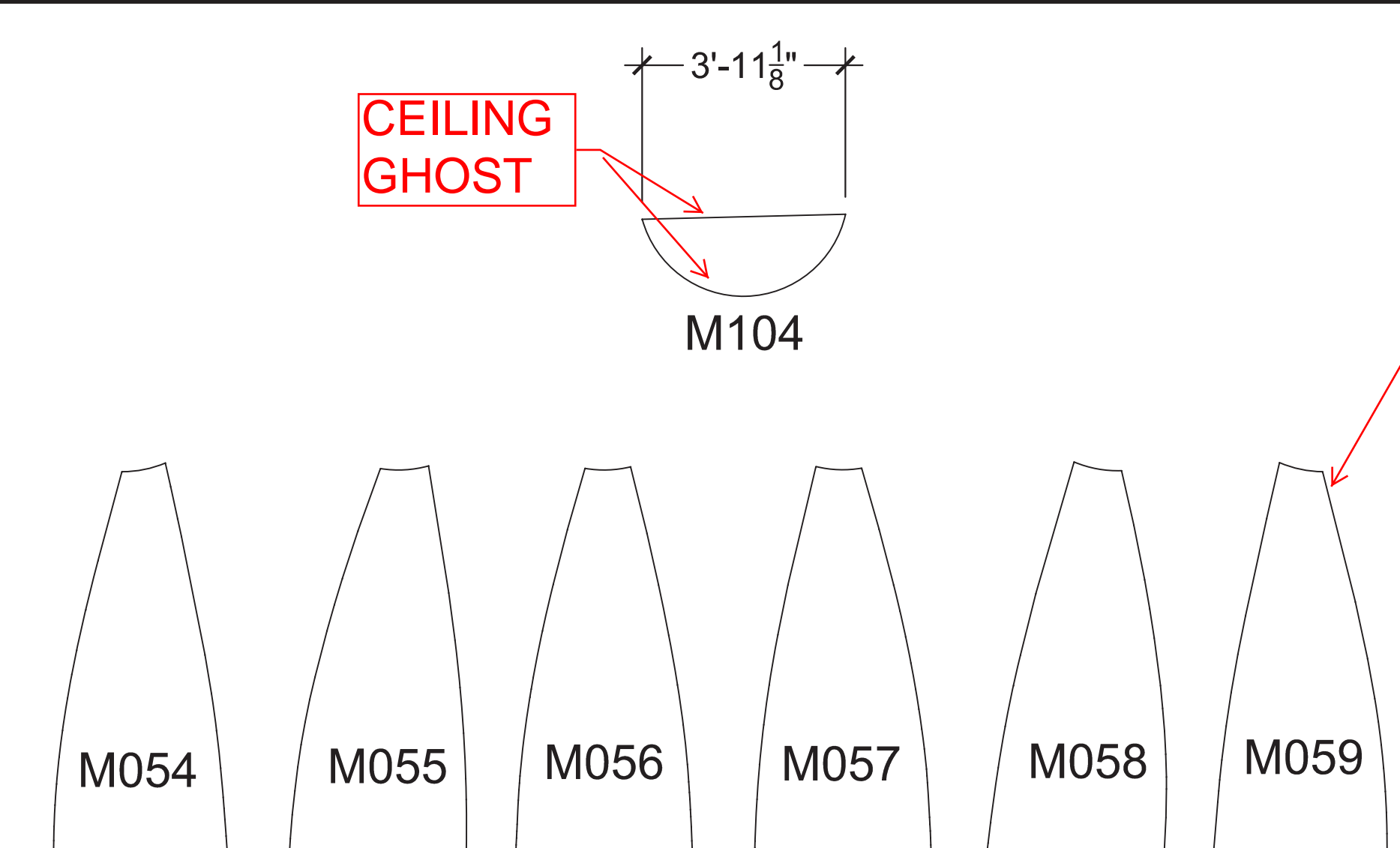
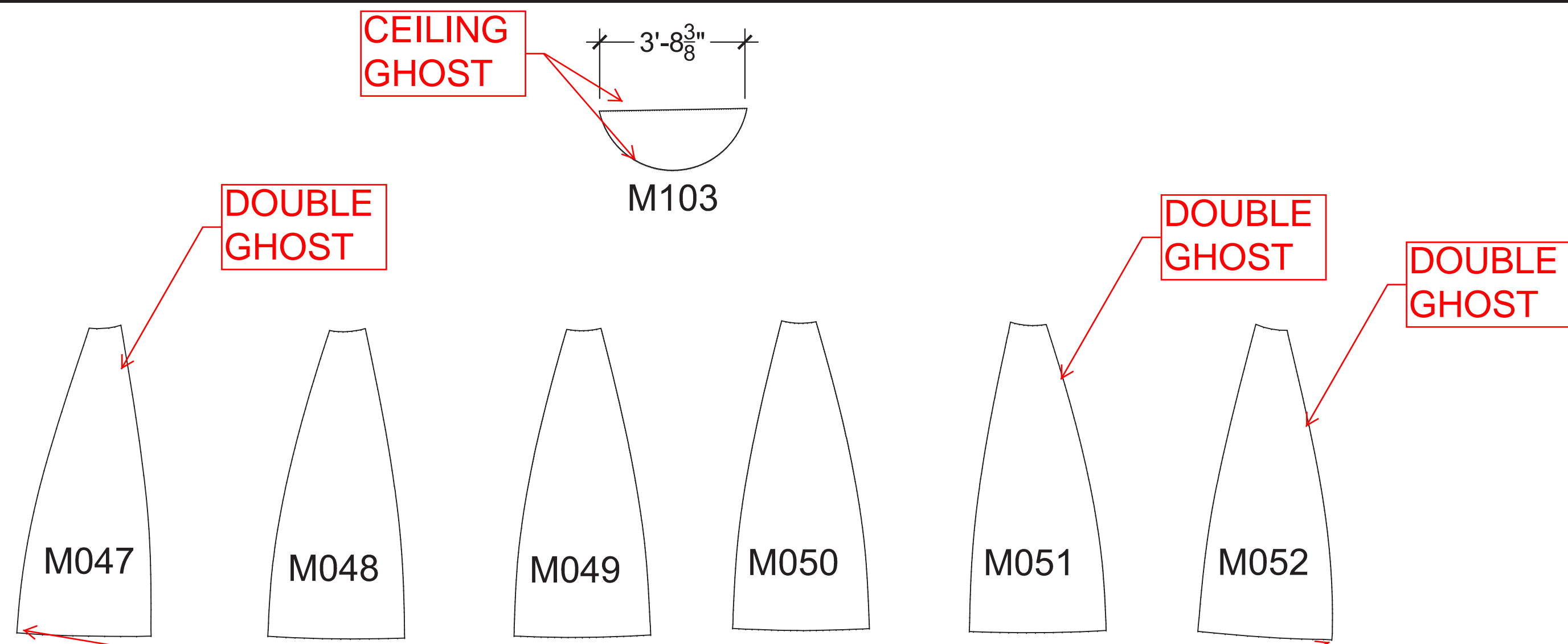


NOTES:

- 1) ALL DIMENSIONS AND LOCATIONS MUST BE V.I.F. PRIOR TO NEWMAT FABRICATION AND INSTALLATION.
- 2) ALL DRYWALL APPLICATIONS REQUIRE 12" CONTINUOUS 16GA (MINIMUM) METAL STRAPPING REINFORCEMENT BEHIND DRYWALL AT ALL NEWMAT ATTACHMENT LOCATIONS.
- 3) ALL "BLOCKING BY OTHERS" MUST BE CONTINUOUS, STRAIGHT, LEVEL AND/OR PLUMB AND ABLE TO WITHSTAND 30LBS. PER LINEAR FOOT OF LATERAL TENSION WHICH WILL BE EXERTED BY EACH LAYER OF MEMBRANE.

NOTICE:
THESE DRAWINGS WERE PRODUCED BY AND ARE THE SOLE PROPERTY OF NEWMAT USA LTD ANY AND ALL INFORMATION CONTAINED HEREIN SHALL NOT BE USED BY ANY OTHER PERSON OR COMPANY WITHOUT THE EXPRESSED WRITTEN CONSENT OF NEWMAT USA LTD. THE DRAWINGS MAY HAVE BEEN BASED ON CONSTRUCTION DRAWINGS NOT PREPARED BY NEWMAT USA LTD. THEREFORE MAY NOT REPRESENT THE CONDITIONS AS CONSTRUCTED AT THAT TIME.

NEWMAT NORTHEAST CORP. STRETCH CEILING SYSTEMS	#	REVISIONS:	Drawn By	Checked By	81 MAHAN STREET, WEST BABYLON, NY 11704 TEL. (631) 261 1498 FAX (631) 261 1756	Scale:	Drawn By:
	A	DATE			Drawing Title:	AS NOTED	R.K.
	B				MEMBRANES		Checked By:
	C				Job Title:		
	D				MxM LEHMAN WING	Job Number:	Date:
E				Customer Name:	13-000	3/23/2016	
				METROPOLITAN MUSEUM OF ART	1000 FIFTH AVE NEW YORK, NY 11028	Drawing Number:	A-08

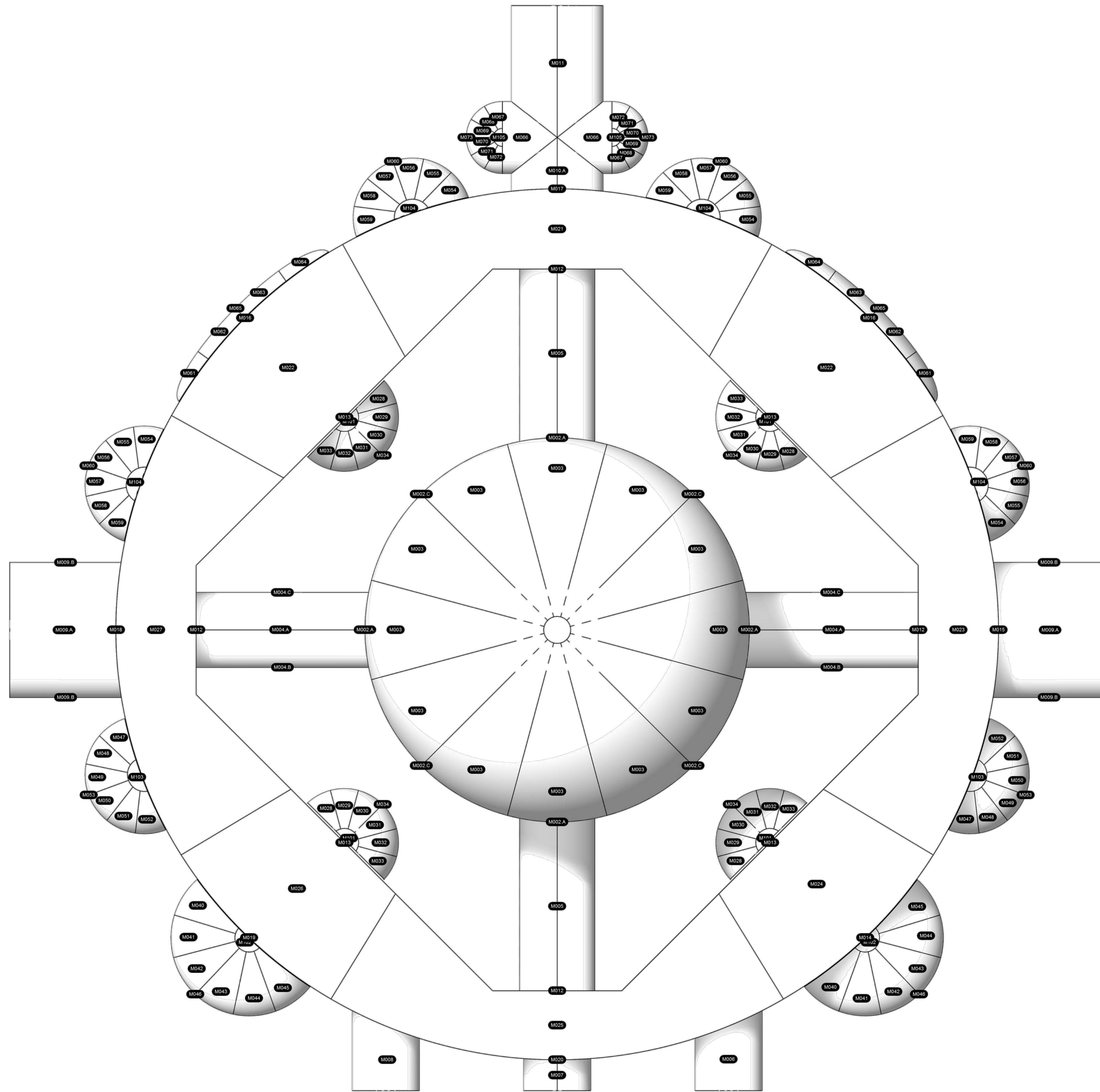


NOTES:
 1) ALL DIMENSIONS AND LOCATIONS MUST BE V.I.F. PRIOR TO NEWMAT FABRICATION AND INSTALLATION.
 2) ALL DRYWALL APPLICATIONS REQUIRE 12" CONTINUOUS 16GA (MINIMUM) METAL STRAPPING REINFORCEMENT BEHIND DRYWALL AT ALL NEWMAT ATTACHMENT LOCATIONS.
 3) ALL "BLOCKING BY OTHERS" MUST BE CONTINUOUS, STRAIGHT, LEVEL AND/OR PLUMB AND ABLE TO WITHSTAND 30LBS. PER LINEAR FOOT OF LATERAL TENSION WHICH WILL BE EXERTED BY EACH LAYER OF MEMBRANE.

NOTICE: THESE DRAWINGS WERE PRODUCED BY AND ARE THE SOLE PROPERTY OF NEWMAT USA LTD ANY AND ALL INFORMATION CONTAINED HEREIN SHALL NOT BE USED BY ANY OTHER PERSON OR COMPANY WITHOUT THE EXPRESSED WRITTEN CONSENT OF NEWMAT USA LTD. THE DRAWINGS MAY HAVE BEEN BASED ON CONSTRUCTION DRAWINGS NOT PREPARED BY NEWMAT USA LTD. THEREFORE MAY NOT REPRESENT THE CONDITIONS AS CONSTRUCTED AT THAT TIME.				81 MAHAN STREET, WEST BABYLON, NY 11704 TEL. (631) 261 1498 FAX (631) 261 1756		Scale: AS NOTED	Drawn By: R.K.
#	REVISIONS:	DATE	Drawn By	Checked By	Job Title:	Job Number:	Date:
A					MEMBRANES	13-000	3/23/2016
B					MxM LEHMAN WING		
C					METROPOLITAN MUSEUM OF ART		
D					1000 FIFTH AVE NEW YORK, NY 10028		
E							

NEWMAT
 NORTHEAST CORP.

 STRETCH CEILING SYSTEMS



NOTES:

- 1) ALL DIMENSIONS AND LOCATIONS MUST BE V.I.F. PRIOR TO NEWMAT FABRICATION AND INSTALLATION.
- 2) ALL DRYWALL APPLICATIONS REQUIRE 12" CONTINUOUS 16GA (MINIMUM) METAL STRAPPING REINFORCEMENT BEHIND DRYWALL AT ALL NEWMAT ATTACHMENT LOCATIONS.
- 3) ALL "BLOCKING BY OTHERS", MUST BE CONTINUOUS, STRAIGHT, LEVEL AND/OR PLUMB AND ABLE TO WITHSTAND 30LBS. PER LINEAR FOOT OF LATERAL TENSION WHICH WILL BE EXERTED BY EACH LAYER OF MEMBRANE.

NOTICE: THESE DRAWINGS WERE PRODUCED BY AND ARE THE SOLE PROPERTY OF NEWMAT USA LTD ANY AND ALL INFORMATION CONTAINED HEREIN SHALL NOT BE USED BY ANY OTHER PERSON OR COMPANY WITHOUT THE EXPRESSED WRITTEN CONSENT OF NEWMAT USA LTD. THE DRAWINGS MAY HAVE BEEN BASED ON CONSTRUCTION DRAWINGS NOT PREPARED BY NEWMAT USA LTD. THEREFORE MAY NOT REPRESENT THE CONDITIONS AS CONSTRUCTED AT THAT TIME.				81 MAHAN STREET, WEST BABYLON, NY 11704 TEL. (631) 261 1498 FAX (631) 261 1756		Scale: AS NOTED	Drawn By: R.K.
#	REVISIONS:	DATE	Drawn By	Checked By	Job Title:	Job Number:	Date:
A					MEMBRANES	13-000	3/23/2016
B					MxM LEHMAN WING		
C					CUSTOMER NAME:		
D					METROPOLITAN MUSEUM OF ART		
E					1000 FIFTH AVE NEW YORK, NY 11028		

NEWMAT
NORTHEAST CORP.

newmat
STRETCH CEILING SYSTEMS