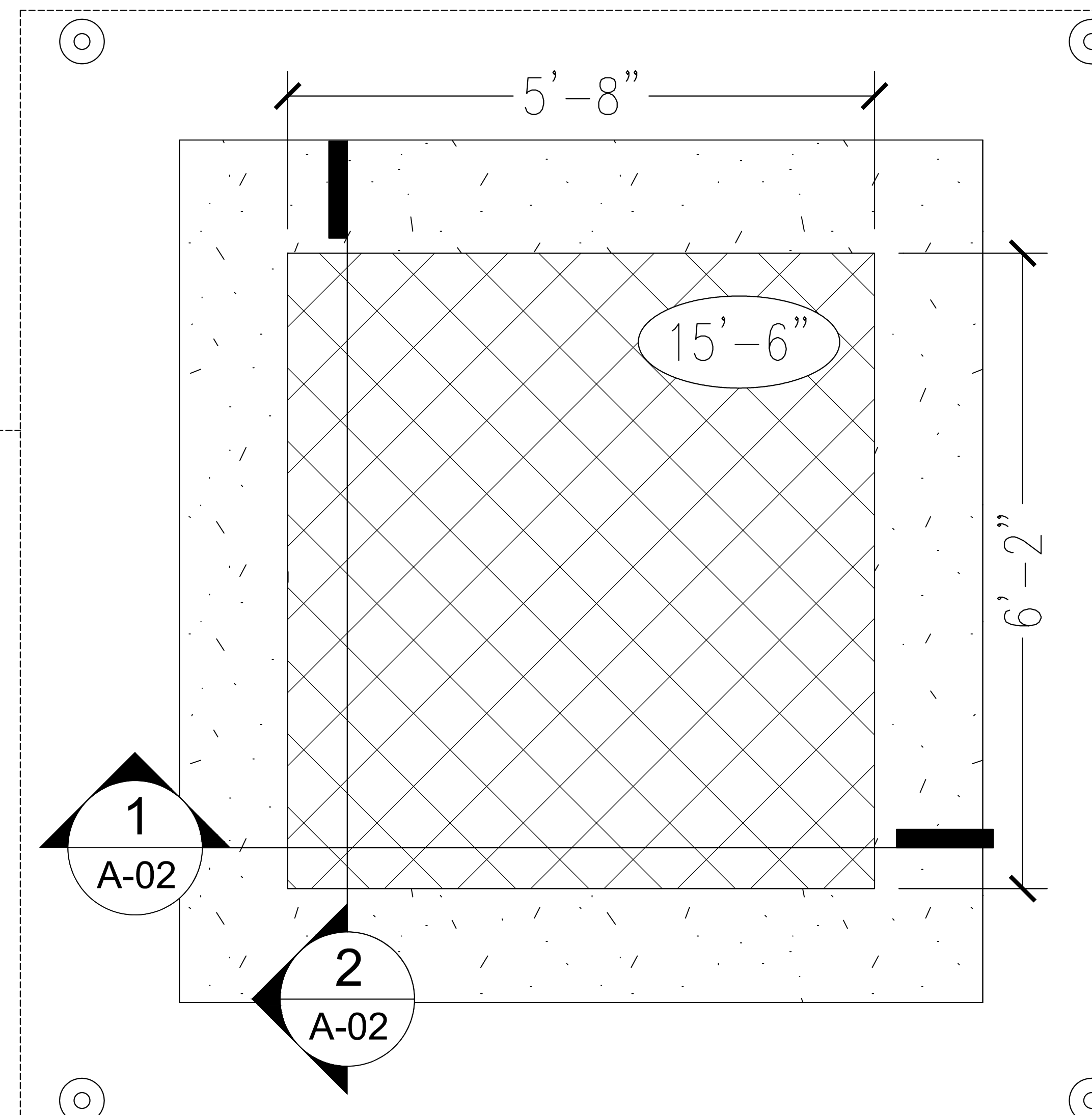


1 PARTIAL RCP @ LEVEL 5
SCALE: 3/16" = 1'-0"



2 ENLARGED RCP @ TYP MODULE
SCALE: 1" = 1'-0"

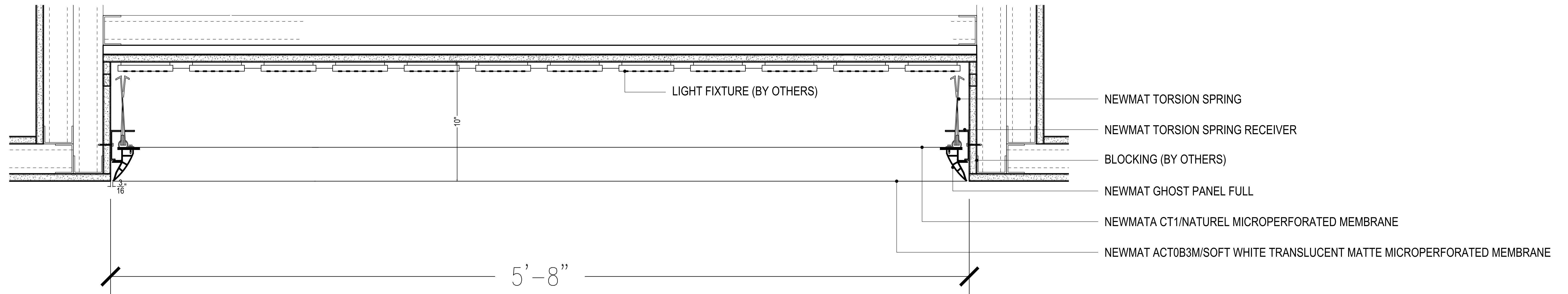
NOTES:

- 1) ALL DIMENSIONS AND LOCATIONS MUST BE V.I.F. PRIOR TO NEWMAT FABRICATION AND INSTALLATION.
- 2) ALL DRYWALL APPLICATIONS REQUIRE 12" CONTINUOUS 16GA (MINIMUM) METAL STRAPPING REINFORCEMENT BEHIND DRYWALL AT ALL NEWMAT ATTACHMENT LOCATIONS.
- 3) ALL "BLOCKING BY OTHERS", MUST BE CONTINUOUS, STRAIGHT, LEVEL AND/OR PLUMB AND ABLE TO WITHSTAND 30LBS. PER LINEAR FOOT OF LATERAL TENSION WHICH WILL BE EXERTED BY EACH LAYER OF MEMBRANE.

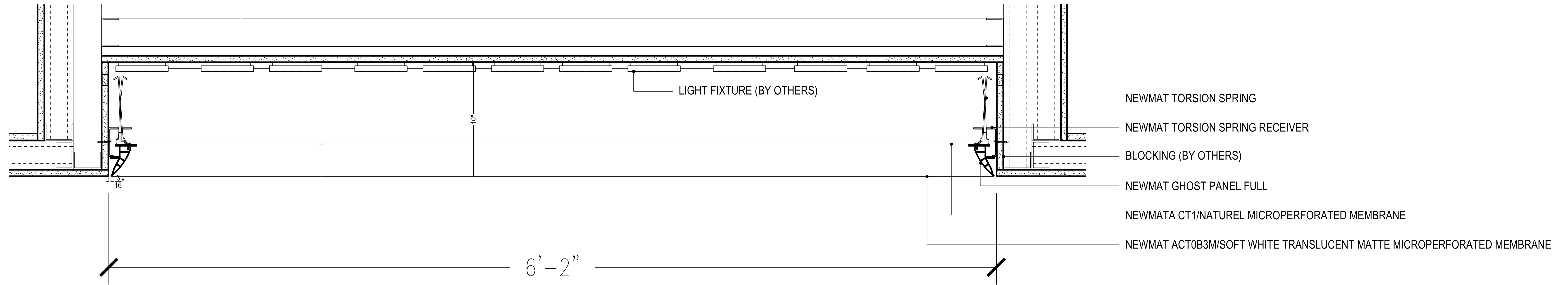
AS BUILT
11/9/215

NOTICE:
THESE DRAWINGS WERE PRODUCED BY AND ARE THE SOLE PROPERTY OF NEWMAT USA LTD AND ALL INFORMATION CONTAINED HEREIN SHALL NOT BE USED BY ANY OTHER PERSON OR COMPANY WITHOUT THE EXPRESSED WRITTEN CONSENT OF NEWMAT USA LTD. THE DRAWINGS MAY HAVE BEEN BASED ON CONSTRUCTION DRAWINGS NOT PREPARED BY NEWMAT USA LTD. THEREFORE MAY NOT REPRESENT THE CONDITIONS AS CONSTRUCTED AT THAT TIME.

newmat STRETCH CEILING SYSTEMS	#	REVISIONS:	Drawn By	Checked By	81 MAHAN STREET, WEST BABYLON, NY 11704 TEL. (631) 261 1498 FAX (631) 261 1756	Scale:	Drawn By:
	A	8/28/2015	R.K.		Drawing Title: PARTIAL RCP	AS NOTED	R.K.
	B	9/14/2015	R.K.		Job Title: WASHINGTON POST	Job Number: 13-000	Checked By:
	C				Customer Name: WASHINGTON POST	Date: 7/31/2015	
	D				1301 K STREET NW WASHINGTON, DC 20005	Drawing Number: A-01	



1 CEILING SECTION
SCALE: 3/4"=1'-0"



2 CEILING SECTION
SCALE: 3/4"=1'-0"

NOTES:
 1) ALL DIMENSIONS AND LOCATIONS MUST BE V.I.F. PRIOR TO NEWMAT FABRICATION AND INSTALLATION.
 2) ALL DRYWALL APPLICATIONS REQUIRE 12" CONTINUOUS 16GA (MINIMUM) METAL STRAPPING REINFORCEMENT BEHIND DRYWALL AT ALL NEWMAT ATTACHMENT LOCATIONS.
 3) ALL "BLOCKING BY OTHERS", MUST BE CONTINUOUS, STRAIGHT, LEVEL AND/OR PLUMB AND ABLE TO WITHSTAND 30LBS. PER LINEAR FOOT OF LATERAL TENSION WHICH WILL BE EXERTED BY EACH LAYER OF MEMBRANE.

NOTICE: THESE DRAWINGS WERE PRODUCED BY AND ARE THE SOLE PROPERTY OF NEWMAT USA LTD ANY AND ALL INFORMATION CONTAINED HEREIN SHALL NOT BE USED BY ANY OTHER PERSON OR COMPANY WITHOUT THE EXPRESSED WRITTEN CONSENT OF NEWMAT USA LTD. THE DRAWINGS MAY HAVE BEEN BASED ON CONSTRUCTION DRAWINGS NOT PREPARED BY NEWMAT USA LTD. THEREFORE MAY NOT REPRESENT THE CONDITIONS AS CONSTRUCTED AT THAT TIME.				NEWMAT NORTHEAST CORP.		newmat® STRETCH CEILING SYSTEMS		81 MAHAN STREET, WEST BABYLON, NY 11704 TEL. (631) 261 1498 FAX (631) 261 1756		Scale: AS NOTED	Drawn By: R.K.
#	REVISIONS:	DATE	Drawn By	Checked By	Job Title	Customer Name:	Job Number:	Date:	Checked By:		
A		8/28/2015	R.K.		DETAILS	WASHINGTON POST	13-000	7/31/2015			
B		9/14/2015	R.K.			WASHINGTON POST					
C						WASHINGTON POST					
D						WASHINGTON POST					
E						1301 K STREET NW WASHINGTON, DC 20005					